

SAVANT PRO LIGHTING

Luxury home automation, now in every shade of brilliant.



SAVANT

savant.com

© 2018 Savant Systems, LLC. All rights reserved.

SAVANT TRUEIMAGE

Exclusive, Patented technology delivers lighting control with your true-to-life images.

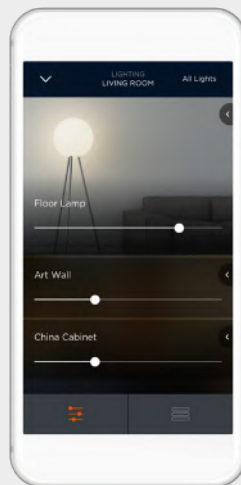
TAKE YOUR TRUEIMAGE PHOTO

Simply hold your mobile device up to the light to snap your Truelmage photo. Hold steady, the light will blink while the Savant Pro App quickly takes two photos in less than a second, one with the light on, one with the light off.



ADJUST YOUR LIGHTS

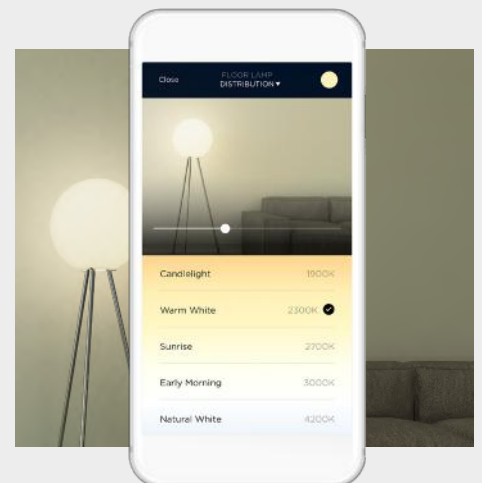
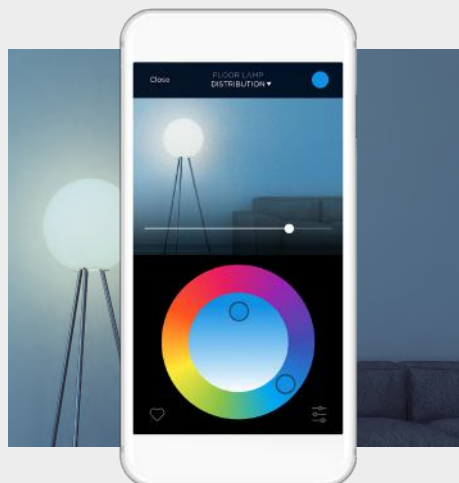
Touch the image of your light on your device and watch it adjust in real time, both on the light and in the image. The advanced software in the Savant Pro App automatically simulates how that light appears on, off, or at any dimness level.



NEXT LEVEL COLOR

Truelmage even works with colored lighting. The millions of color options available with Savant Smart Bulbs and Strips are shown in the Savant Pro App, so you can change your lighting colors and see what it looks like, even when you are out of the room.

Choose your lighting accents by individual color or from a list of color temperatures perfect for working, entertaining, or relaxing.





LOVE YOUR LIGHTING

Advanced lighting solutions that transform your space with a touch.
Luxury home automation, now in every shade of brilliant.

Savant lighting solutions will transform the way you interact with your home. Control your lighting in new ways and enhance the look of any space with a touch. Savant innovations in lighting include options to control almost any type of lighting fixture, adding colored bulbs and accents to bring decor to the next level, and control it all with simplicity that will make everything easier. Savant Lighting can bring your home to life.

UNMATCHED CONTROL

Be in complete control of your lighting with options including keypads, wall switches, touchscreens, remotes, or your voice.

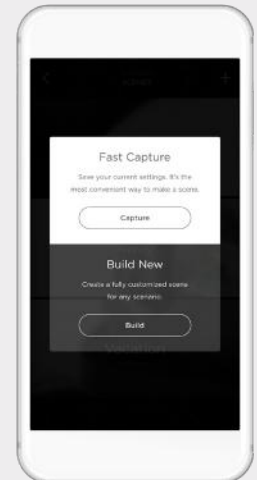
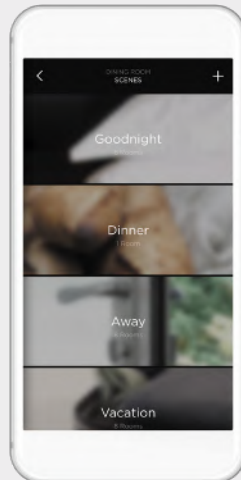
Stay in control of your lighting remotely with a built-in secure remote connection to your home from the Savant Pro App.



A SCENE FOR EVERY MOMENT

Setup your lighting, music, climate control and more just how you like it, then capture it as a Scene to recall later.

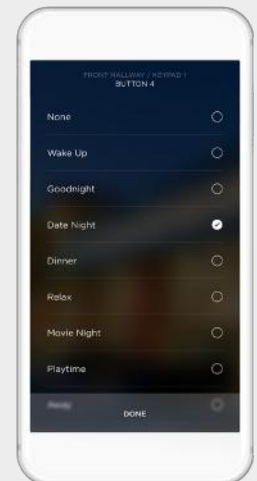
Schedule a range of hues and brightness to accompany your daily routine.



SCENES ON A BUTTON

Assign your Scenes to a button on a Metropolitan keypad directly from the Savant Pro App.

Create the Scene you want or use a preexisting one, then choose which button to assign it to in your Savant Pro App.



METROPOLITAN LIGHTING

Metropolitan lighting features smart light switch replacements that communicate over Wi-Fi. They are perfect for both new construction and retrofit.



DIMMER

Universal dimmer for broad support of dimmable fixtures and bulb types

Dims loads up to 600W, no neutral necessary with incandescent loads



FAN CONTROL

For direct wired fan control

Fan speeds to Off/Slow/Medium/Fast



SWITCH

Switch loads up to 600W, 5A



ACCESSORY SWITCH

Affordable solution for multi-location control

Connects using traveler wires to Keypad, Dimmer or Switch



LAMP CONTROL

Adjust brightness for plug in lamps

Dimming and switching for loads up to 250W, 2.1 Amps



KEYPAD

Universal dimmer for broad support of dimmable fixtures and bulb types

Dims loads up to 600W, no neutral necessary with incandescent loads
Dial can be used for dimming or volume control

Engraving options available for up to seven characters per button



METROPOLITAN KEY FEATURES

Color options - Available in Snow White, Light Almond and Black finishes

Traditional sized opening - matching faceplates available, or add your own decorative faceplate

Ambient light sensor - Button LEDs dim or brighten based on amount of light in the room

Savant control - More than just lighting, buttons can control audio, video, door locks, and more, plus Scenes created in the Savant Pro 8 App can also be saved to a Metropolitan keypad button

Expandable - Support for up to 32 loads with S2 Host, up to 64 loads with Smart, and up to 255 loads with the Pro Host

SMART BULBS AND STRIPS

Savant Smart Bulbs and Strips are fully color tunable from cool to warm whites and millions of available colors.



A19 COLOR LED SMART BULB

800+ lumen and up to 97 color rendering index

1-10 watts

Standard Edison socket for indoor use



BR30 COLOR LED SMART BULB

1100+ lumen and up to 97 color rendering index

1-15 watts

Standard Edison socket available in indoor or outdoor



2M STARTER KIT COLOR LED SMART STRIP

1500+ lumen and 80+ color rendering index

1M Extension available, up to 10M total

Indoor and outdoor use, IP65 rated

SMART BULBS AND STRIPS KEY FEATURES

Number of Colors - Over 16 million colors


Shades of White - 2000K to 8000K

Life - Up to 20 years

Dimmable - Dimmer control from Savant app or Metropolitan device

Bluetooth Communication - For use with the Savant Pro App, one gateway must be within 30ft of bulb/strip. Gateways include Savant Lamp Controller, Metropolitan Keypad, Dimmer, Switch, and Fan Controllers.

Bulb Mode - Can be used with Metropolitan Keypad, Dimmer or Switch in Bulb Mode which keeps continuous power to the Smart Bulb, so it can always be controlled via voice or the Savant Pro App



ARTISON SPEAKERS

Powerful, high-performance audio
with elegant, unobtrusive style

SAVANT | ARTISON

savant.com

© 2018 Savant Systems, LLC. All rights reserved.

FLAWLESS ENTERTAINMENT, EXTRAORDINARY CONTROL

When paired with Savant audio solutions, Artison Speakers deliver premium entertainment with seamless control from the Savant Pro App.

PERFECTLY INTEGRATED

Artison speakers combine powerful, high-performance audio with an elegant, unobtrusive aesthetic. The result: a level of personal enjoyment and emotional connection you've not attained before, either at home or in a commercial office space.



DUAL CENTER SPEAKERS


SEAMLESS AUDIO ATTACHED TO THE DISPLAY

Proprietary carbon fiber woofers, Vifa XT Super Audio Tweeters, and sleek enclosures designed to be hidden in plain sight. Technological and artistic details blend to create not merely state-of-the-art sound quality but an emotional experience that is unforgettable.

Artison Dual Center Speakers feature patented center channel technology that delivers clear voices from the middle of the screen. The two enclosures contain four separate cabinets: two Centers, one Left and one Right, creating a clutter-free, three-channel home theater experience.



Masterpiece		Portrait		Sketch	
Sold As	Pair	Pair	Pair	Pair	Pair
Driver Complement	Four - 3.5" Carbon Fiber Midrange/Woofers Sixteen - 1" ART Drivers in Curved Line Array One - 1" Stage Tweeter	Four - 3.5" Carbon Fiber Midrange/Woofers Two - Vifa XT25 Super Audio Tweeters, 15° swivel mount One - 1" Stage Tweeter	Two - 3.5" Carbon Fiber Midrange/Woofers Two - 25mm Vifa DX Super Audio Tweeters One - 1" Stage Tweeter		
Dimensions Without Grille	Height: 29.6" (75.1cm) Width: 6.2" (15.8 cm) Depth: 2.5" (6.3 cm)	Height: 25.3" (64.3 cm) Width: 6.2" (15.8 cm) Depth: 2.5" (6.3 cm)	Height: 25.3" (64.3 cm) Width: 6.2" (15.8 cm) Depth: 2.5" (6.3 cm)		
Dimensions With Grille	Height: Custom Width: 6.5" (16.4 cm) Depth: 2.8" (7 cm)	Height: Custom Width: 6.5" (16.4 cm) Depth: 2.8" (7 cm)	Height: Custom Width: 6.5" (16.4 cm) Depth: 2.8" (7 cm)		
Minimum Display Height	30" (76.2 cm)	25.7" (65.3 cm)	25.7" (65.3 cm)		
Crossover	800 Hz	2.5 kHz	2.5 kHz		
Frequency Response	80 Hz - 20 kHz ± 3 dB	80 Hz - 30 kHz ± 3 dB	Center: 80 Hz - 40 kHz ± 3 dB L/R: 100 Hz - 40 kHz ± 3dB		
Recommended Power	100-250 Watts	100-200 Watts	Center: 75 - 150 Watts L/R: 50 - 100 Watts		
Nominal Impedance	6 Ω	6 Ω	6 Ω		
Sensitivity	89 db @ 2.83V, 1 Meter	89 db @ 2.83V, 1 Meter	87 db @ 2.83V, 1 Meter		
System Weight	28 lbs	25 lbs	22 lbs		
Accessories Available	<ul style="list-style-type: none">• Custom size grilles match the size of the display, available in light grey & black. Grilles are sold separately.• Universal Mounting Brackets / Hardware Kit -ordered separately• Optional In-Wall Kit -ordered separately (note that speakers can be mounted on-wall with no additional components)				
Price	\$3,000 US MSRP	\$2,000 US MSRP	\$1,250 US MSRP		



STUDIO SOUNDBARS

SEAMLESS AUDIO ATTACHED TO THE DISPLAY

Artison LCR Soundbars deliver superb sound without cluttering your décor. The side-firing driver configuration broadens the soundstage to achieve the dimensionality of a true cinema experience.

Designed with a slim-profile aluminum enclosure and bracket, Artison Studio Soundbars attach to any flat-panel display, ensuring audio and video remain integrated — even when the system is installed on an articulated arm. Grilles are custom-made to align with the width of your display, not the speakers; allowing for short lead times, consistent sound quality, and displays that can be updated without requiring new speakers.

Studio 39


Studio 46

Studio 55

Studio 65




	Studio 39	Studio 46	Studio 55	Studio 65
Driver Complement	Four - 3.5" Carbon Fiber Midrange/Woofers Three - 25mm Vifa DX Super Audio Tweeters Two - 19mm Stage Tweeters	Six - 3.5"(89mm) Long Throw Carbon Fiber Midrange/Woofers Three - 25mm Vifa DX Super Audio Tweeters Two - 19mm Stage Tweeters	Six - 3.5"(89mm) Long Throw Carbon Fiber Midrange/Woofers Three - 25mm Vifa XT Super Audio Tweeters Two - 19mm Stage Tweeters	Eight - 3.5"(89mm) Long Throw Carbon Fiber Midrange/Woofers Three - 25mm Vifa XT Super Audio Tweeters Two - 19mm Stage Tweeters
Dimensions Without Grille	Height: 4.2" (10.6 cm) Width: 37.4" (95.0 cm) Depth: 2.25" (5.7 cm)	Height: 4.2" (10.6 cm) Width: 44.76" (113.7 cm) Depth: 2.25" (5.7 cm)	Height: 4.2" (10.6 cm) Width: 53.38" (135.6 cm) Depth: 2.25" (5.7 cm)	Height: 4.2" (10.6 cm) Width: 64.8" (164.7 cm) Depth: 2.2" (5.7 cm)
Dimensions With Grille	Height: 4.76" (12.1 cm) Width: Custom Depth: 2.8" (7.0 cm)	Height: 4.76" (12.1 cm) Width: Custom Depth: 2.8" (7.0 cm)	Height: 4.76" (12.1 cm) Width: Custom Depth: 2.8" (7.0 cm)	Height: 4.76" (12.1 cm) Width: Custom Depth: 2.8" (7.0 cm)
Minimum Display Width	38"	45.4"	54.1"	65.5"
Minimum Grille Width	38"	45.4"	54.1"	65.5"
Enclosure	Extruded Aluminum			
Frequency Response	Center: 80 Hz - 40 kHz ± 3 dB Left/Right: 100 Hz - 40 kHz ± 3 dB	80 Hz - 50 kHz ± 3 dB	80 Hz - 20 kHz ± 3 dB	Center: 70 Hz - 50 kHz ± 3 dB Left / Right: 80 Hz - 50 kHz ± 3 dB
Recommended Power	Center: 75 - 150 Watts Left/Right: 50 - 100 Watts	75 - 150 Watts	75 - 150 Watts	75 - 150 Watts
Nominal Impedance	6 Ω	6 Ω	6 Ω	6 Ω
Sensitivity	87 db @ 2.83V, 1 Meter	89 db @ 2.83V, 1 Meter	89 db @ 2.83V, 1 Meter	89 db @ 2.83V, 1 Meter
System Weight	26 lbs	30 lbs	31 lbs	35 lbs
Accessories Available	• Mounting brackets included • Custom sized grilles available in Light Grey or Black. Grilles are sold separately.			
Price	\$1,000 US MSRP	\$1,500 US MSRP	\$2,000 US MSRP	\$3,000 US MSRP



HIDDEN BASS

In-wall and small subwoofers disappear yet rock the house

All Artison subwoofers incorporate RCC (Reactance Cancelling Configuration), ensuring zero cabinet vibration. Play them anywhere. The Nano can even live on a shelf, without moving an inch.

Nano Sub		In-Wall Sub 320		In-Wall Sub 640	
Key Features	The RCC Nano One is the world's smallest high performance subwoofer. This diminutive powerhouse has the piston area of an oversized 8" woofer.	In-Wall Subwoofers deliver state-of-the-art technology that is designed to be heard and not seen. Easily installed into a standard 2 x 4 stud bay pre or post construction. Special aluminum enclosures make the addition of a powerful yet invisible bass system a onetime simple operation. Custom Long Throw Drivers allow for deep powerful bass from a very small space.			
Color/Grilles	White or Black	Magnetic micro perforated steel grilles are paintable			
Driver Complement	Dual active 6.5" Long Throw Aluminum	Four RCC 4" x 6" Woofers		Eight RCC 4" x 6" Woofers	
Dimensions	Including Grilles: 7.5"W x 8"H (including Feet) x 9"D	Retrofit <ul style="list-style-type: none">• Cabinet: 13.4"H x 14.2"W x 3.8"D• Grille: 15.0H x 16.0"W x 0.10"D Pre-Construction <ul style="list-style-type: none">• Cabinet: 13.46"H x 13.94"W x 3.5"D• Grille: 14.17"H x 3.7"W x 0.10"D		Retrofit <ul style="list-style-type: none">• Cabinet: 25.3"H x 14.2"W x 3.8"D• Grille: 26.9"H x 16.0"W x 0.10"D Pre-Construction <ul style="list-style-type: none">• Cabinet: 28.62"H x 13.94"W x 3.5"D• Grille: 29.3H x 3.7"W x 0.10"D	
Enclosure	All aluminum extruded	<ul style="list-style-type: none">• Extruded Black Anodized Aluminum• Adsorptive damping material for a very small enclosure, allowing for more versatile installation applications• IP 65 Rating is among the highest of waterproof ratings• Includes Installation Brackets			
Configuration	RCC Reactance Configuration (Vibration Free)	RCC - Reactance Cancelling Configuration (Vibration Free)			
Amplifier	300 Watt – 900 Watt peak	Designed to work with the RCC1000-SA Amplifier		Designed to work with the RCC1000-SA Amplifier	
Frequency Response	32 Hz - 160 Hz ± 3 dB	30 Hz – 160 Hz ± 3 dB		20 Hz - 160 Hz ± 3 dB	
Impedance	N/A	6.4 Ω		3.2 Ω	
Low level input	3.5 mm (1/8") Stereo Mini-jack				
High level input	Left / Right Speaker Level				
Voltage	110 – 260 AC Volts, Auto-Sensing Universal Supply				
LPF (Low Pass Filter)	60 – 160 Hz				
LPF Slope	12 or 18 dB/octave				
Phase Control	0 – 180 Degrees				
Power consumption	Standby: 0.49 W Off: none				
Power consumption using Wireless Input	Standby: <3 W Off: none				
System Weight	20 lbs/9 kg				
Accessories Available	Nano 1 Transmitter - includes transmitter and power adapter	Pre-Construction brackets included			
Price	\$1,000 US MSRP	\$900 US MSRP		\$1,500 US MSRP	

ARCHITECTURAL SPEAKERS

WHOLE-HOUSE & SURROUND SPEAKERS

Artison Speakers offer superb options for whole-house entertainment, including Mezzanine surround for wide dispersion into the room. The unique hybrid design combines monopole and dipole technologies, optimizing cinematic performance without compromising musical recordings.



Artison Architectural Speakers feature an ultra-slim, magnetic micro-frame grille (round or optional square) that blends seamlessly into any décor. Available in white and paintable for discrete installation. An ideal solution when paired with Savant's distributed audio solutions.



	Architectural 2-Way Stereo 6.5"	Architectural 2-Way Stereo 8"	Architectural Single Stereo Twin Tweeter 6.5"	Architectural Single Stereo Twin Tweeter 8"	Mezzanine Surround 8
Key Features	<ul style="list-style-type: none">• Pivoting Tweeter Mount Design for Optimizing Sound-staging• 6" and 8" Long Throw Woven Fiber Woofer with Low Distortion Cone Material• Reliable Installation with Proven Dog Clamp Design• Advanced Crossover Design and High-Quality Components• Adjustable EQ for Tweeter and Woofer• Anti-Diffraction Ring		<ul style="list-style-type: none">• Ideal for spaces not requiring defined Left Right Stereo Soundstage• Reliable Installation with Proven Dog Clamp Design• Advanced Crossover Design and High-Quality Components• Anti-Diffraction Ring		<ul style="list-style-type: none">• Designed to acoustically blend with Artison front channel solutions using similar high-end drivers.• Tweeters are wired out of phase and the baffles are angled, making them hard to localize• Unique hybrid acoustic design is a Monopole/Dipole mix, allowing for sound "steering" without changing the natural ambiance of a musical recording
Sold As	Pair	Pair	Single	Single	Pair
Grille	Micro-Perforated Steel, paintable White, magnetic.				
Driver Complement	1" Teteron® Tweeter Diaphragm with Low Resonance and Internal Damping	1" Teteron® Tweeter Diaphragm with Low Resonance and Internal Damping	Twin 3/4" Teteron® Tweeter Diaphragm with Low Resonance and Internal Damping	Twin 3/4" Teteron® Tweeter Diaphragm with Low Resonance and Internal Damping	Two - 3.5" (89mm) Polypropylene Midrange/Woofers Two - 25mm Silk Dome Tweeters
Cut Out	7-1/4" diameter x 3-9/16" deep	8-5/8" diameter x 4" deep	7-1/4" diameter x 3-9/16" deep	8-5/8" diameter x 4" deep	7.5" diameter
Dimensions	8-7/16" diameter	9-7/8" diameter	8-7/16" diameter	9-7/8" diameter	9.1"w x 3.5"d
Frequency Response	45Hz - 20kHz +/- 3dB	40Hz - 20kHz +/- 3dB	45Hz - 20kHz +/- 3dB	40Hz - 20kHz +/- 3dB	80Hz - 20 kHz ± 3 dB
Recommended Power	60 -120 Watts	60 -120 Watts	60 -120 Watts	60 -120 Watts	50 - 150 Watts
Nominal Impedance	8 Ω	8 Ω	8 Ω	8 Ω	6 Ω
Sensitivity	87dB @ 2.83V, 1 Meter	89dB @ 2.83V, 1 Meter	87dB @ 2.83V, 1 Meter	89dB @ 2.83V, 1 Meter	87 dB @ 2.83V, 1 Meter
Weight	4 lbs	4 lbs	6 lbs	6 lbs	5.5 lbs
Accessories Available	<ul style="list-style-type: none">• Optional Square Grilles• Optional Pre Construction Brackets				
Price	\$500 US MSRP	\$600 US MSRP	\$275 US MSRP	\$330 US MSRP	\$ 750 US MSRP

SOUND SURFACE SPEAKERS

INVISIBLE AUDIO

Designed to be hidden behind a wall, these powerful speakers utilize bending mode radiator technology to create an even polar response and clear high frequency — inconspicuously.

Artison Sound Surface speakers install inside the wall and are plastered over to become completely hidden. A fully closed back isolates the sound from other spaces. The single-piece body simplifies installation for both pre-construction and retrofit configurations.



	Surface 80	Surface 40
Sold As	Single	
Color	<ul style="list-style-type: none">• Invisible in-wall• Black	
Construction	Aluminum honeycomb core, doped paper skin, composite acoustic panel. Acoustically tuned engineered aluminum enclosure	
Dimensions	Height: 23" (581 mm) Width: 9.75" (245 mm) Depth: 3.5" (79 mm)	
Cut out size	9-3/4" x 16-5/8" (W x H)	
Dispersion Angle	180 degrees x 180 degrees (H x V) Full Spectrum within 2dB	
Nominal Impedance	8 Ω	
Frequency Response	60Hz - 20 kHz \pm 3 dB	80Hz - 20 kHz \pm 3 dB
Recommended Power	80 W Maximum (overload protection built-in)	40 W Maximum (overload protection built-in)
Sensitivity	87 dB @ 1 m, 1W (with 2 mm plaster skim)	86 dB @ 1 m, 1W (with 2 mm plaster skim)
System Weight	9.6 lbs	7.2 lbs
Accessories Available	Pre-Construction Bracket, Surface Installation Handle	
Price	\$1,500 US MSRP	\$750 US MSRP

CUSTOM SPEAKER GRILLES

By customizing the size of the grille Artison Soundbar or Dual-Center speakers can adapt to any TV, plus our engineers can precisely tune each enclosure for optimal performance. When it's time to replace your screen, simply order a new grille for a perfect fit.

Design and quote custom Artison Grilles using the new online Grille Designer. Available via the Savant Store, you can design and track grilles by project.

STEP ONE:

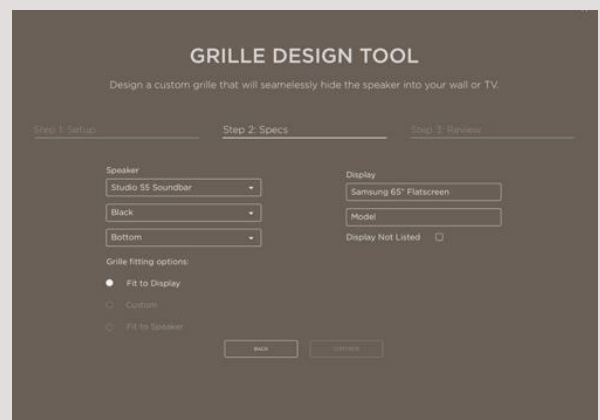
Log in to Savant Store and the Create a new Project in the Grille Designer. Enter project and room to get started.



The screenshot shows the 'GRILLE DESIGN TOOL' interface at Step 1: Setup. The title 'GRILLE DESIGN TOOL' is at the top, followed by the subtitle 'Design a custom grille that will seamlessly hide the speaker into your wall or TV.' Below this are three tabs: 'Step 1: Setup', 'Step 2: Specs', and 'Step 3: Review'. The 'Setup' tab is active. It contains a 'Cart' dropdown menu with 'Smith (Active Cart)' selected, and a 'Location' text input field with 'Room Name' as a placeholder. At the bottom are 'CANCEL' and 'CONTINUE' buttons.

STEP TWO:

Enter speaker and display information, including speaker mount location so proper cutouts can be accounted for. If display information is not listed or you have a unique mounting location, custom measurements can be entered.



The screenshot shows the 'GRILLE DESIGN TOOL' interface at Step 2: Specs. The title 'GRILLE DESIGN TOOL' is at the top, followed by the subtitle 'Design a custom grille that will seamlessly hide the speaker into your wall or TV.' Below this are three tabs: 'Step 1: Setup', 'Step 2: Specs', and 'Step 3: Review'. The 'Specs' tab is active. It contains a 'Speaker' dropdown menu with 'Studio 55 Soundbar' selected, a 'Display' dropdown menu with 'Samsung 65" Flatscreen' selected, and a 'Model' text input field with 'Model' as a placeholder. Below these are 'Grille fitting options' with three radio buttons: 'Fit to Display' (selected), 'Custom', and 'Fit to Speaker'. At the bottom are 'BACK' and 'CONTINUE' buttons.

STEP THREE:

Grille designs can be saved and ordered once the project is ready, or simply added to your cart for purchase.



The screenshot shows the 'GRILLE DESIGN TOOL' interface at Step 3: Review. The title 'GRILLE DESIGN TOOL' is at the top, followed by the subtitle 'Design a custom grille that will seamlessly hide the speaker into your wall or TV.' Below this are three tabs: 'Step 1: Setup', 'Step 2: Specs', and 'Step 3: Review'. The 'Review' tab is active. It contains a diagram of a display with a speaker grille. The diagram shows a 'Display' rectangle with a 'Speaker' rectangle inside it. Below the diagram are dimensions: 'Speaker: 65.5\" data-bbox="552 769 919 966"/>

FOR MORE INFORMATION VISIT
SAVANT.COM/SPEAKERS





SAVANT | ARTISON

savant.com

© 2018 Savant Systems, LLC. All rights reserved.

SAVANT HOME APP FOR APPLE TV

ON-SCREEN DISPLAY AT A GLANCE



SAVANT

savant.com

© 2020 Savant Systems, LLC. All rights reserved.

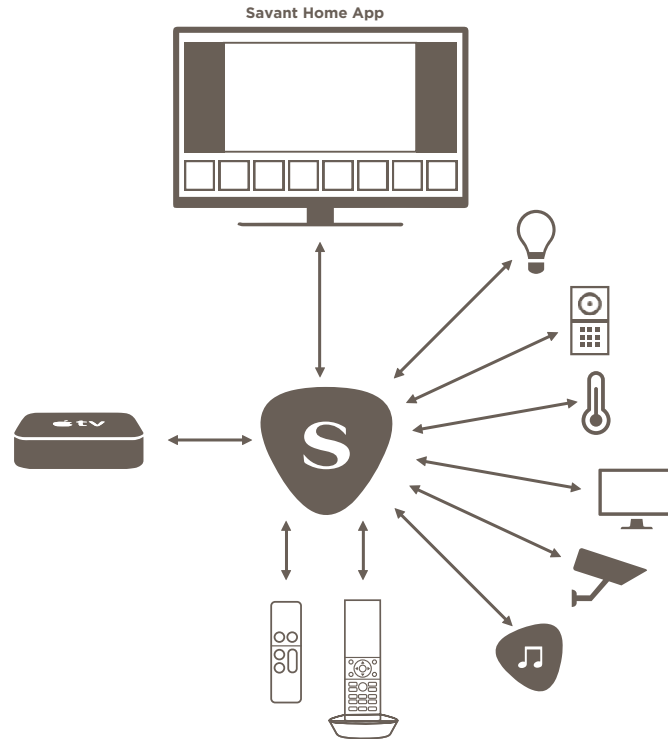




DIRECT CONTROL

With simple installation and design for an individual TV, the Savant Home App for Apple TV displays just like any other video source, presenting a full screen control center for your Savant Home.

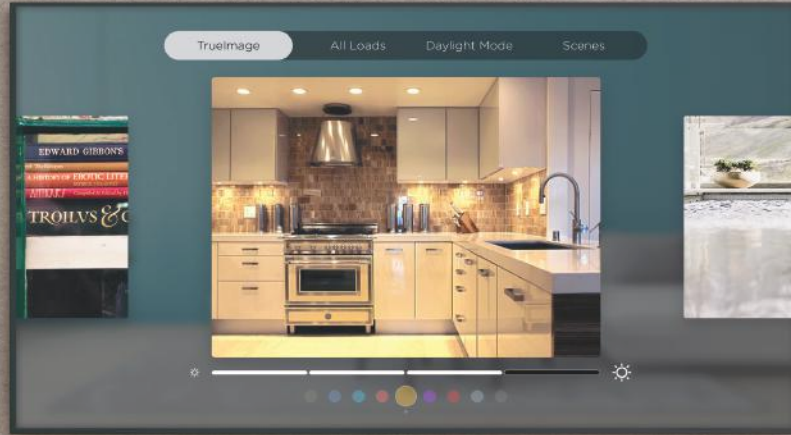
DIRECT CONTROL INSTALLATION



CONTROL OPTIONS

The Savant Home App for Apple TV can be accessed and controlled with any Savant Remote. With a Direct Control installation, the Apple TV remote can also be used for control.





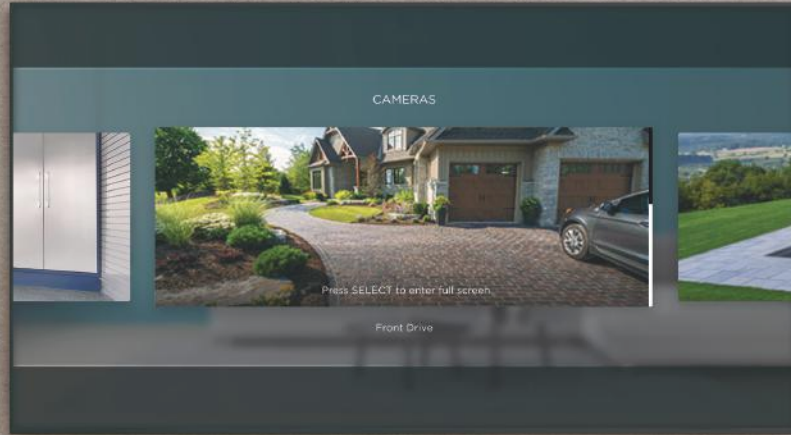
LIGHTING

Full control of any lighting fixture in your home, including visual feedback updated in real-time with Savant's Truelmage technology.



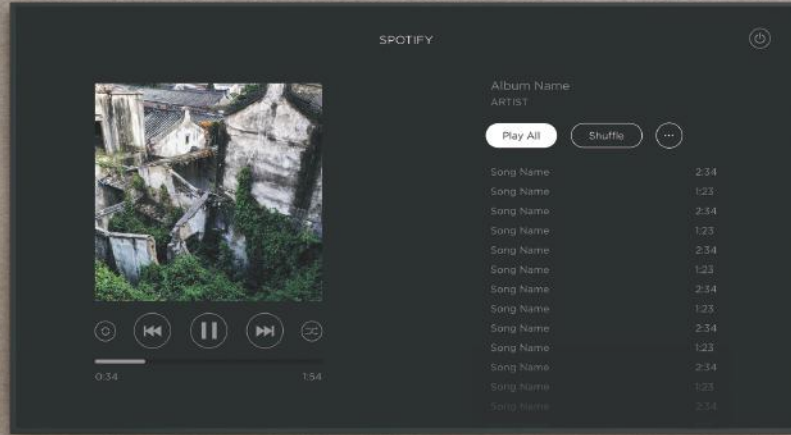
CLIMATE

Climate control is as easy as selecting the desired climate zone and adjusting the set points on-screen.



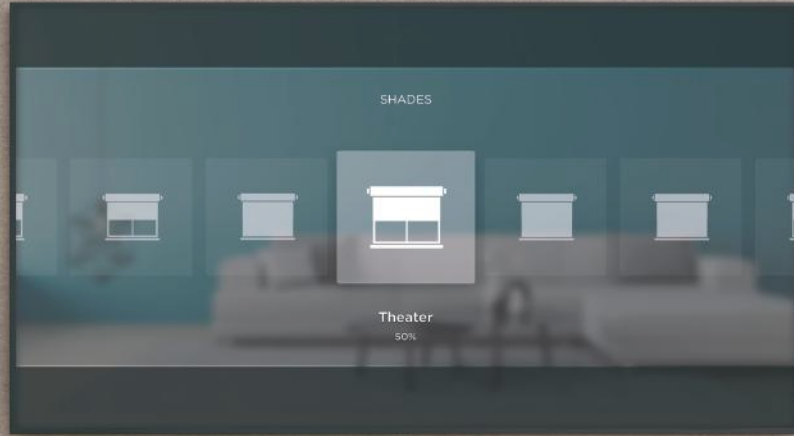
SECURITY CAMERAS

Peace of mind at the touch of a button. View your security cameras in full-screen resolution without leaving your couch.



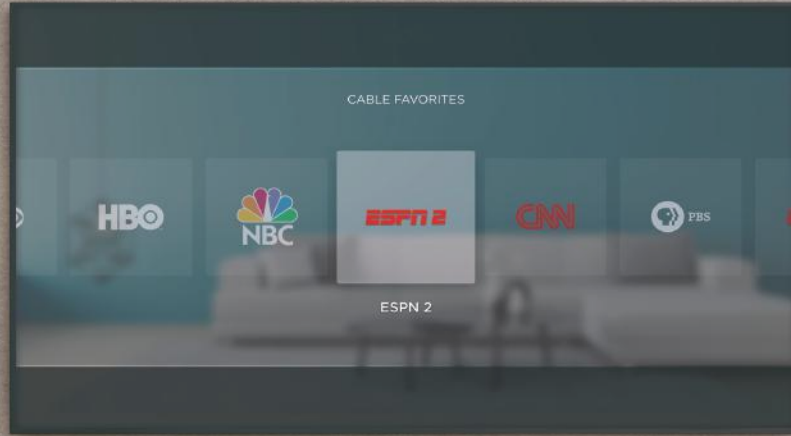
MUSIC

Seamlessly traverse albums and playlists. Display info on what's playing right now for party guests.



SHADES

Shade control is as easy as selecting the shade and adjusting the height.



CABLE TV

Bring up the cable TV guide or quickly navigate to favorite channels with the Cable TV service.

SAVANT

savant.com

© 2020 Savant Systems, LLC. All rights reserved.

SAVANT ENTRY SERVICES

SAVANT

savant.com

© 2019 Savant Systems, LLC. All rights reserved.



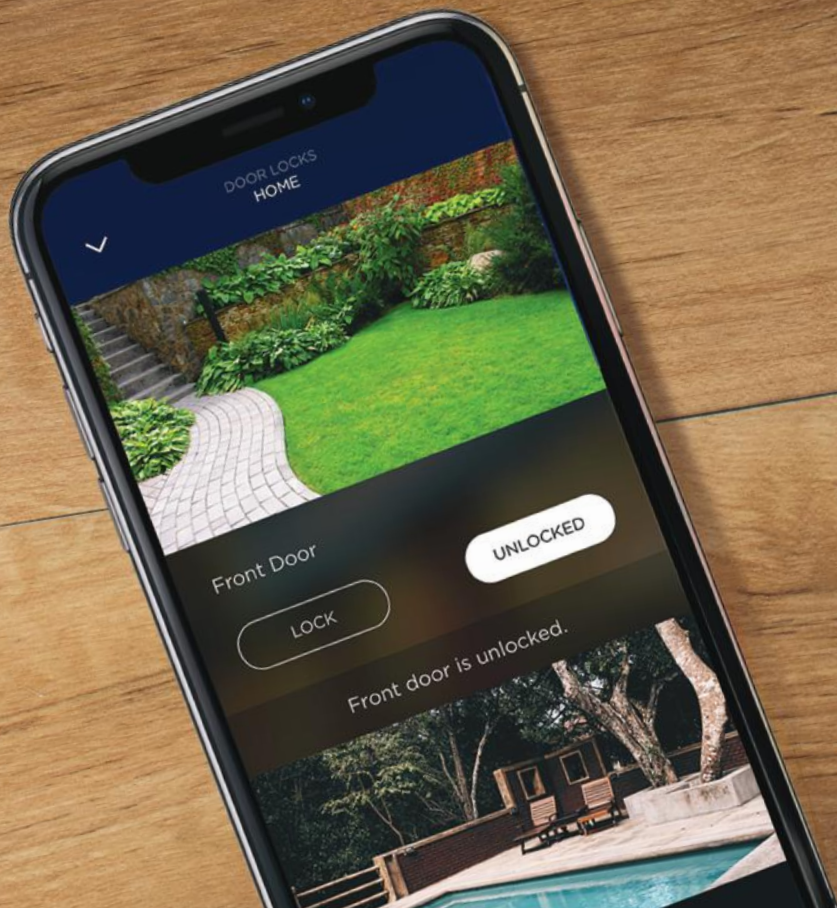


EYES, EARS & VOICE AT YOUR DOORSTEP

Introducing connected entry for your Savant home with the most advanced entry solution available, including a wide-angle camera with video capture plus two-way intercom. Savant door stations make communicating and controlling your entry points simple and accessible.

FEATURES

- Video recording for later viewing
- Answer, see, and speak to visitors from anywhere
- Customizable user interface in Savant Pro App
- Notifications for events such as visitors or motion
- Includes night vision camera



ANSWER FROM ANYWHERE

Be notified instantly when someone is at your door with an audio and video feed from the door entry station, regardless of where you are. Answer to start the two way intercom, and unlock the door, turn on the lights or activate a Savant Scene.



ON-DEMAND VIDEO HISTORY

Want to see what happened? Use your device to access video recorded when someone pressed the keypad, or when motion, noise or tampering has been detected. Video clips are automatically stored for 90 days, or lock individual clips to retain for longer.

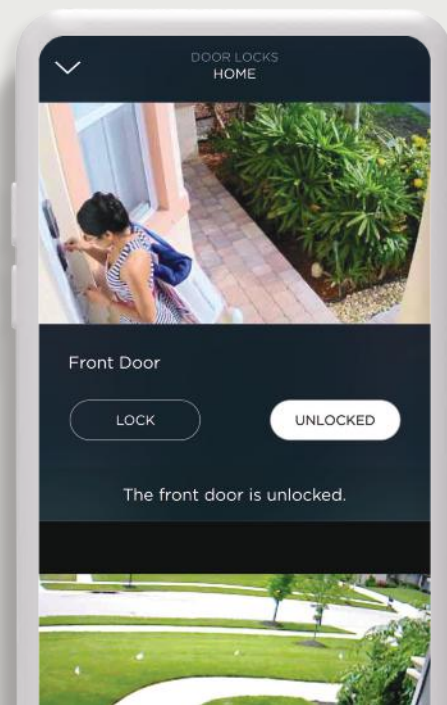
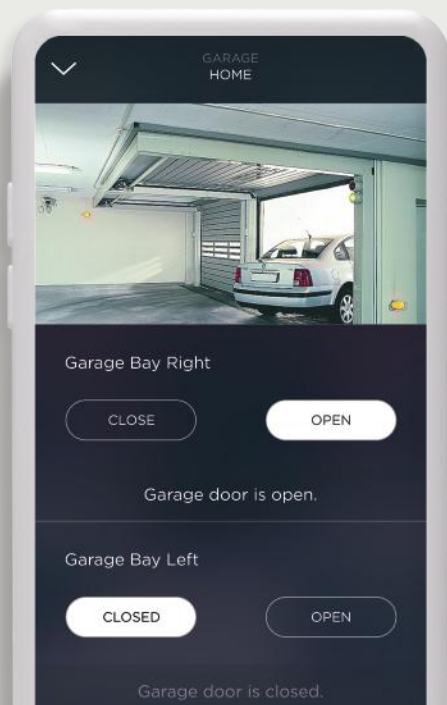
CUSTOMIZATION

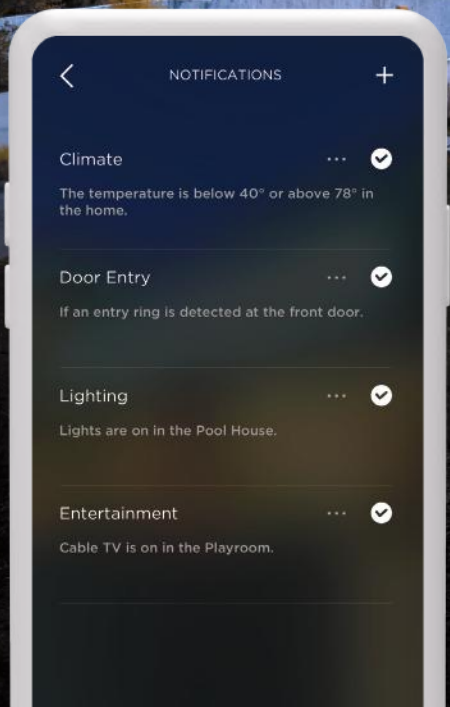
Personalize the entry system controls to lock and unlock doors, turn on flood lights, open the garage door, and more. Ask your Authorized Integrator to create up to four custom buttons on the Entry Services screen for commonly used shortcuts.



GARAGE DOOR AND DOOR LOCK

Garage and Door entry services are at your fingertips wherever you are. Garage doors indicate if they are open or closed and show warnings if there are any problems. Lock and unlock doors and see the status of which doors are locked and which are not, at a glance.





SECURITY

Set alerts for motion or noise. Plus, night vision allows you to monitor your entryway if movement is detected, even in the dark. Optional tamper sensors to provide an alert if anyone attempts to open or disconnect the door station.



SINGLE HEIGHT DOOR STATION



Features & Options	Included
Video and Audio Intercom	Yes
Night vision camera	Yes
Video recording	Yes
Remote Notifications	Yes
User adjustable ring volume	Yes
Surface mount option	Yes
Flush mount option	Yes
Heavy Duty Construction	
Black finish available	Yes
Silver finish available	Yes
Power	PoE 802.3af
Tamper Alert	Optional
Keypad	
Key Fob Sensor	
Display Module	
Bluetooth Sensor	

OPTIONAL ACCESSORIES

Options include flush mount and surface mount pre-construction brackets, tamper sensors and more.

DOUBLE HEIGHT DOOR STATION



Features & Options	Included
Video and Audio Intercom	Yes
Night vision camera	Yes
Video recording	Yes
Remote Notifications	Yes
User adjustable ring volume	Yes
Surface mount option	Yes
Flush mount option	Yes
Heavy Duty Construction	
Black finish available	Yes
Silver finish available	Yes
Power	PoE 802.3af
Tamper Alert	Optional
Keypad	Optional
Key Fob Sensor	Optional
Display Module	Optional
Bluetooth Sensor	Optional

OPTIONAL ACCESSORIES

Options include flush mount and surface mount pre-construction brackets, tamper sensors and more.

HEAVY DUTY DOOR STATION



Features & Options	Included
Video and Audio Intercom	Yes
Night vision camera	Yes
Video recording	Yes
Remote Notifications	Yes
User adjustable ring volume	Yes
Surface mount option	Yes
Flush mount option	Yes
Heavy Duty Construction	Yes
Black finish available	Yes
Silver finish available	
Power	PoE 802.3af
Tamper Alert	Optional
Keypad	Yes
Key Fob Sensor	
Display Module	
Bluetooth Sensor	

OPTIONAL ACCESSORIES

Options include flush mount and surface mount pre-construction brackets, tamper sensors and more.

SAVANT

savant.com

© 2019 Savant Systems, LLC. All rights reserved.

FEATURES & OPTIONS



	Single	Double	Heavy Duty
Video and Audio Intercom	Yes	Yes	Yes
Night vision camera	Yes	Yes	Yes
Video recording	Yes	Yes	Yes
Remote Notifications	Yes	Yes	Yes
User adjustable ring volume	Yes	Yes	Yes
Surface mount option	Yes	Yes	Yes
Flush mount option	Yes	Yes	Yes
Heavy Duty Construction			Yes
Black finish available	Yes	Yes	Yes
Silver finish available	Yes	Yes	
Power	PoE 802.3af	PoE 802.3af	PoE 802.3af
Tamper Alert	Optional	Optional	Optional
Keypad		Optional	Yes
Key Fob Sensor		Optional	
Display Module		Optional	
Bluetooth Sensor		Optional	

OPTIONAL ACCESSORIES Options include flush mount and surface mount pre-construction brackets, tamper sensors and more.

SAVANT IP VIDEO & AUDIO

Thrill the audience with Savant custom solutions



SAVANT

savant.com

© 2019 Savant Systems, LLC. All rights reserved.



IP VIDEO TILING - ONLY FROM SAVANT

Display multiple sources on one or many displays, simply control sources and choose audio, create presets, add to Savant Scenes and much more.



CONTROL AT YOUR FINGERTIPS

Simply tap on a particular tile to bring up the correct control interface for that source. Whether it's streaming, cable, satellite, or your favorite gaming console, Savant's advanced interface determines the right controls for that source.



SEE IT ALL

Savant's unique control interface makes multiple views simple and intuitive. Select from predefined layouts, drag a tile to move views, double tap to expand a particular source, or press and drag the audio icon to choose which source to listen to.



MULTIVIEW ANYWHERE

With Savant's IP Video, Multiview is available on any display connected to the IP Video system, either with the same view or each with an independent view.



ALL YOUR FAVORITES

Access all your favorite channels at a touch. Save certain views with predefined layouts, channels and sources. Keep one for all your morning information, one for your work day, and another for game day, the choice is yours.

HIGH-PERFORMANCE ENTERTAINMENT

Distribute pristine pixel perfect video at the highest resolutions, and clean, clear audio from source to speaker. Deliver scalable and reliable custom systems that live up to the Savant name.



ONLY FROM SAVANT

Savant IP Video combines the latest in 10GbE networking with proprietary technology to distribute exact uncompressed video with zero frame latency at the most commonly used 4K resolutions*. Includes support for HDCP 2.2 and HDMI 2.0a with HDR**.




ROCK SOLID RELIABILITY

Savant pioneered reliable, fast switching HDMI distribution with audio and uses the same technology to deliver synchronized video and audio content to any room over IP.



SUPER SCALE

Use Savant IP Audio and Video for your largest distribution jobs. System size is only bounded by the network. Simply add more Savant IP transmitters or receivers on the network to add a new source or display to the system.



AT YOUR COMMAND

Includes Savant control ports for each input and output. With support for Video Tiling, format locking per display, video down-conversion and EDID management, Savant IP video ensures you are always in command.



BRING THE AUDIO

Only Savant provides solutions for simultaneous audio distribution over IP. Options available to down-mix surround audio to 2 channel and distribute over the AVB/TSN network, or use PCM audio.



FUTURE PROOF

10GbE network bandwidth ensures that your video distribution system will be ready for whatever tomorrow brings.

*no compression at resolutions below 4K/60 4:4:4. Minimal 1.4 to 1 compression for 4K/60 4:4:4 only.
**HDR support available as per the HDMI 2.0a spec at 4K/60 4:2:2 and below.

VIDEO INPUTS

Video Inputs take sources and transmit them to the 10Gb Video network



Type	Video Transmitter 4 or 8 Input	Video Transmitter 4 or 8 Input	Video Transmitter Single Input
Model Number	PAV-VIM4S / PAV-VIM8S	PAV-VIMAP4S / PAV-VIMAP8S	PAV-VIM1C
Connectivity			
IR Control Ports	4 / 8 (1 Per Source)	4 / 8 (1 Per Source)	1
RS232 Control Ports	4 / 8 (1 Per Source)	4 / 8 (1 Per Source)	1
1GbE Network Connectivity	4 / 8 (1 Per Source)	4 / 8 (1 Per Source)	1
Recommended Infrastructure	SFP + Termination	SFP + Termination	Cat6A / Cat7
10GbE Termination Type	SFP+	SFP+	RJ45
Supported Distance	N/A	N/A	100m / 330'
Legacy Copper Support	N/A	N/A	Cat6 @ 30m / 100'
Video Performance			
Video Wall Compatibility	•	•	•
Multi-View / Tiling Compatibility	•	•	
Audio Downmixing		•	
PCM Stereo / Multi-Channel PCM Support	•	•	•
Supported Video Formats	Up to 4K/60 4:4:4 w/ HDR	Up to 4K/60 4:4:4 w/ HDR	Up to 4K/60 4:4:4 w/ HDR
HDMI	2.0a	2.0a	2.0a
HDCP	2.2	2.2	2.2
HDR Support	•	•	•
Installation			
Rack Mountable	•	•	
Rack Height	3U	3U	

VIDEO OUTPUTS

Video Outputs receive video from the 10Gb network and output them to TVs and projectors



Type	Video Receiver Single Output	Video Receiver Single Output	Video Receiver Single Output
Model Number	PAV-VOM1C	PAV-VOMVP1C	PAV-VOMVP1F
Connectivity			
IR Control Ports	1	1	1
RS232 Control Ports	1	1	1
1GbE Network Connectivity	1	1	1
Recommended Infrastructure	Cat6A / Cat7	Cat6A / Cat7	OM3 Duplex MM Fiber
10GbE Termination Type	RJ45	RJ45	Dual LC
Supported Distance	100m / 330'	100m / 330'	300m / 1000'
Legacy Copper Support	Cat6 @ 30m / 100'	Cat6 @ 30m/100'	N/A
Video Performance			
Video Scaling		•	•
Seamless Switching		•	•
Video Wall Compatibility		•	•
Multi-View / Tiling Compatibility		•	•
HDMI Audio	•	•	•
Supported Video Formats	Up to 4K/60 4:4:4 w/ HDR	Up to 4K/60 4:4:4 w/ HDR	Up to 4K/60 4:4:4 w/ HDR
HDMI	2.0a	2.0a	2.0a
HDCP	2.2	2.2	2.2
HDR Support	•	•	•

IP AUDIO

IP Audio transmits and/or receives audio over the 1Gb AVB network



Type	IP Audio Transmit and Receiver with Amplification	P Audio Transmit and Receiver with Amplification	IP Audio Input Transmitter	IP Audio Output Receiver	Streaming Music Server with Transmitter	IP Audio Single In And Out
Model Number	PAV-SIPA50	PAV-SIPA125	PAV-AIM7C	PAV-AOM8C / PAV-AOMBAL8C	PAV-SMS2001	PAV-AIO1C-00
Connectivity						
Analog Audio Inputs	2	2	3			1
Optical Audio Inputs	2	2	2			1
Digital Coax Audio Inputs			2			
Embedded Music Streamture	•	•				
Powered Speaker Outputs	4 Zones	4 Zones				
Amplifier Rating	50W/Ch (8 Ohm)	125W/Ch (8 Ohm)				
4 Ohm Stable	•	•				1
Pre-amp RCA Outputs (Fixed or Variable)	1	1		8		
Pre-amp Optical Outputs (Fixed Only)		1			1	
Pre-amp Digital Coax Outputs (Fixed Only)					1	
IR Control Ports	4	6	6			
RS232 Control Ports	2	2	2			
GPIO Control Ports		1		2		
Relay Control Ports		1				
Additional Features						
Expansion	Up to 25 AVB Devices	Up to 25 AVB Devices	Up to 25 AVB Devices	Up to 25 AVB Devices	Up to 25 AVB Devices	Up to 25 AVB Devices
Zone Output Grouping	•	•		•		
Audio Sync Delay Adjustment	0-160ms	0-160ms		0-160ms		0-100ms
Adjustable EQ	•	•		•		•
Installation						
Rack Mountable	•	•	•	•	•	
Rack Height	2U	2U	1U	1U	1U	1U
Low Voltage Enclosure Compatible	•					

IP AUDIO SOUNDBAR

The IP Audio Soundbar complements the Savant family of IP Audio and IP Video solutions for distributing audio over IP networks and is expertly designed to provide 4K/UHD video with the rich, detailed and immersive sound from your favorite sources. It is also part of the Savant source to speaker audio distribution platform: a scalable network audio architecture over AVB/TSN and includes an integrated Class-D amplifier.



	IP AUDIO SOUNDBAR 46	IP AUDIO SOUNDBAR 55
Model Number	IP-STUDIO46-2CH	IP-STUDIO55-2CH
Drivers	(4) 3.5" (89mm) Long Throw Carbon Fiber Midrange / Woofers (2) 25mm Vifa DX Super Audio Tweeters (2) 19mm Stage Tweeters	(6) 3.5" (89mm) Long Throw Carbon Fiber Midrange / Woofers (2) 25mm Vifa XT Super Audio Tweeters (2) 19mm Stage Tweeters
Frequency Response	Amplifier Frequency Response = 20 Hz to 20 kHz, +-1dB Acoustic Frequency Response = 100 Hz - 50 kHz ± 3 dB, bass enhancement to 50 Hz	Amplifier Frequency Response = 20 Hz to 20 kHz, +-1dB Acoustic Frequency Response = 80 Hz - 50 kHz ± 3 dB, bass enhancement to 40 Hz
Power	Front Tweeters 2 x 25W	
Grille	Custom, minimum grille width: 45.4"	Custom, minimum grille width: 54.1"
Dimension	Without Grille: 4.17"H (105.9mm) x 44.76"W (1137mm) x 2.25"D (57.13mm) With Grille: 4.78"H (121.37mm) x Custom x 2.76"D (70.04mm)	Without Grille: 4.17"H (105.9mm) x 53.41"W (1356.50mm) x 2.25"D (57.13mm) With Grille: 4.78"H (121.37mm) x Custom W x 2.76"D (70.04mm)
Weight	30 lbs	31 lbs
Recommended Subwoofers	Nano 1 or RCC 320/640 Subwoofer	
Material & Finish	Extruded aluminum with black anodized finish	
Enclosure Type	Acoustic Suspension	
Inputs	Ethernet, TOSLINK	
Control Ports	Two RS232, Three IR	
Savant Music Server	Yes	

IP AUDIO MICRO APERTURE

IP speakers are a new innovation in the way sound is delivered. Isolated from rooms above through their closed backs, IP Audio speakers are POE powered and can drive up to three IP satellite speakers. This provides a 4-speaker capacity based on a single IP speaker and POE connection. Each IP speaker is individually controlled and connected to the network digital direct, eliminating the problems inherent with long analog audio speaker cable runs.



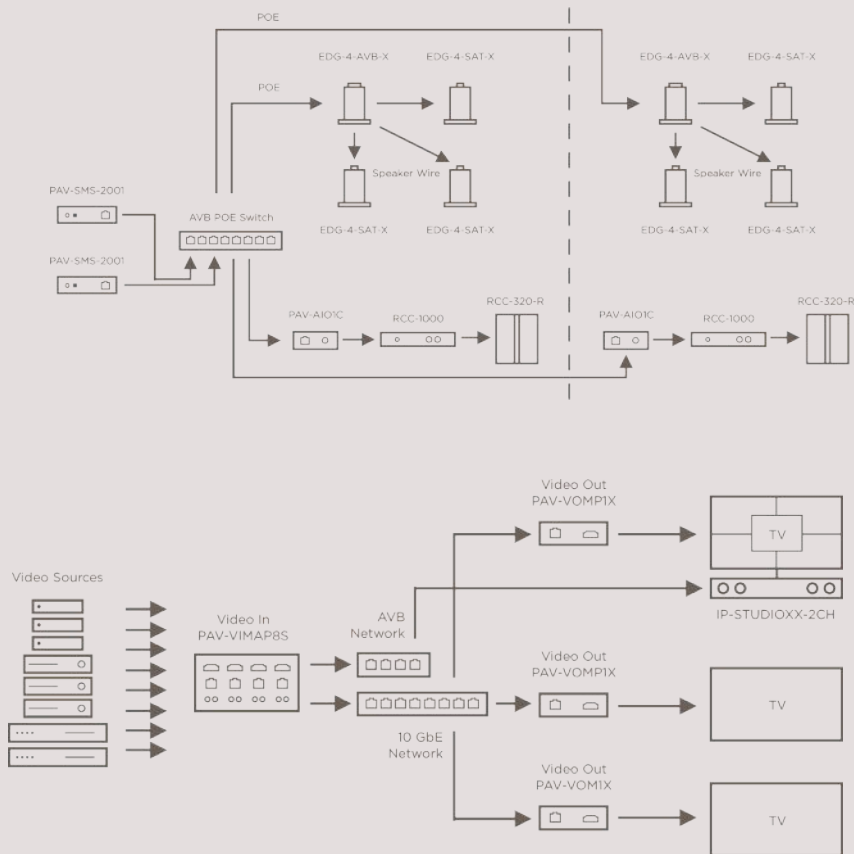
	IP AUDIO MICRO APERTURE 4	IP AUDIO MICRO APERTURE 4 SATELLITE
Model Number	EDG-4-AVB	EDG-4-SAT
Driver	Full Range Speaker 3.0" BMR™ (Balanced Mode Radiator) Flat Paper Laminated Honeycomb Diaphragm with water resistant coating Rubber surround Die-cast Aluminum frame Neodymium Magnet Wide Off axis power response	
Frequency Response	Amplifier Frequency Response = 20Hz to 20kHz, +/-1dB Acoustic Frequency Response = 80 Hz - 20 kHz, +/- 3 dB DSP Bass Enhancement down to 40 Hz	Acoustic Frequency Response = 80 Hz - 20 kHz, +/- 3 dB DSP Bass Enhancement down to 40 Hz
Power	50W total (PoE 802.3bt Type 3)*	N/A
Sensitivity	89dB SPL (2.83V/1 meter)	89dB SPL (2.83V/1 meter)
Dimension	4.65" x 5.23"	4.65" x 5.23"
Weight	1.75 lbs	1.75 lbs
Recommended Subwoofers	Nano or RCC	Nano or RCC
Install Eze Tool-less Installation	Yes	
Square SKU Available	Yes	
Round SKU Available	Yes	
Closed Back	Yes	
POE driven Internal Amplifier	Yes	No**
Sold As	Pair***	Pair

* 25W with 1 satellite, 12.5W with 3 satellites

** No amplifier required, driven off parent IP Aperture

*** Pair includes 1 IP Aperture and 1 IP Aperture Satellite

IP VIDEO AND IP AUDIO DIAGRAMS



ACCESSORIES

Savant provides all the accessories necessary for your audio and video distribution system.



10GBE NETWORK AND AVB SWITCHES

For IP Video, 10GbE network switches are available in 16, 24 and 48 port configurations. Larger 10GbE switches coming soon. For IP Audio, five port AVB compliant switches are available for connecting multiple Savant IP Audio switches. Larger AVB switches coming soon.



CERTIFIED HDMI CABLES & NETWORK FIBER INTERCONNECT CABLES

Savant certified HDMI 2.0 compliant cables available in 1m, 2m, and 3m lengths.

Direct-Attach Cables for connecting the video inputs to the 10GbE Network switch. Available in 2m lengths.



FIBER

Cables, tools and testers and connectors - wire for the future with a full line of Savant certified fiber products for IP Video.

FOR MORE INFORMATION VISIT
SAVANT.COM/HOME-THEATER

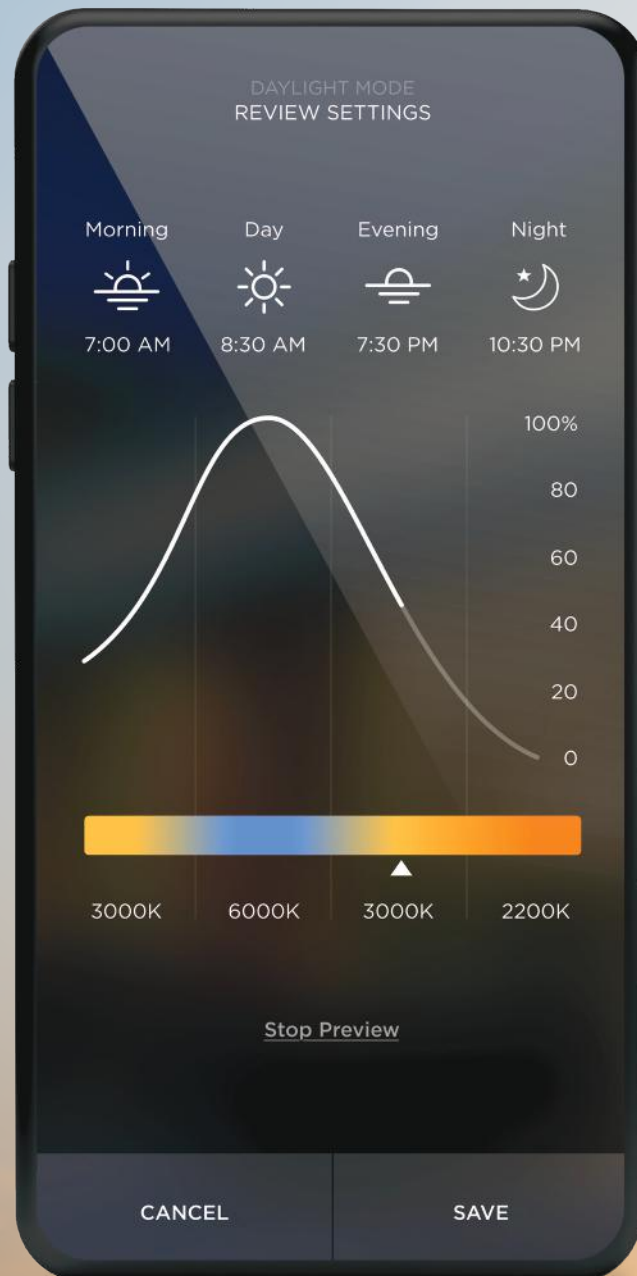
SAVANT

savant.com

© 2019 Savant Systems, LLC. All rights reserved.

SAVANT LIGHTING

Next-generation lighting from Savant and USAI Lighting.



SAVANT | USAI[®]

savant.com

© 2019 Savant Systems, LLC. All rights reserved.

The perfect balance of innovation and elegance, Savant lighting fixtures leverage recent advancements in color technology, optical design and the award winning Savant user interface to use light in ways not possible before. With thousands of potential combinations of housing and color technology, Savant's curated family of advanced lighting fixtures are complimented by a range of lighting control solutions comprised of wireless keypads, lamp controls, Smart Bulbs, wired and wireless LED strip lighting and a next generation centralized lighting system; Savant Lighting delivers an experience unlike any other.



TAKE CHARGE WITH TRUEIMAGE

Use photos to control the lights throughout your home rather than confusing load lists.

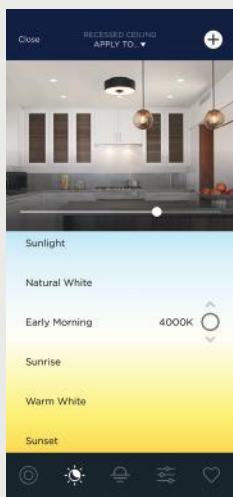

Tap on the **Image** of the light to toggle it on and off.

Tap on the **Sliders** to access **WRGB** control of your lights, which allow for extremely detailed color selection.

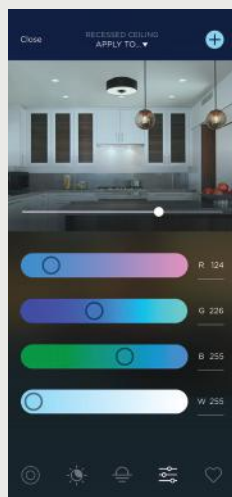
Tap on **Distribution** to send the selected color and brightness to other lights in your home.

Light and enhance every room with a near infinite range of colors.

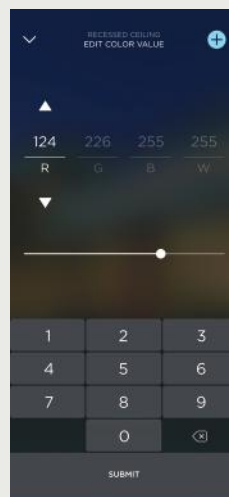
Tap on **Favorites** to access a list of your most used colors.



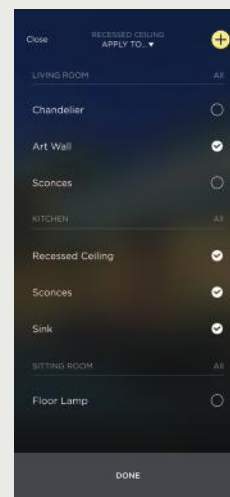
Whites



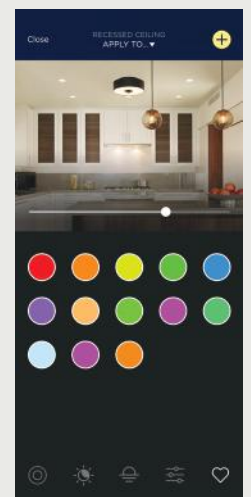
WRGB Sliders



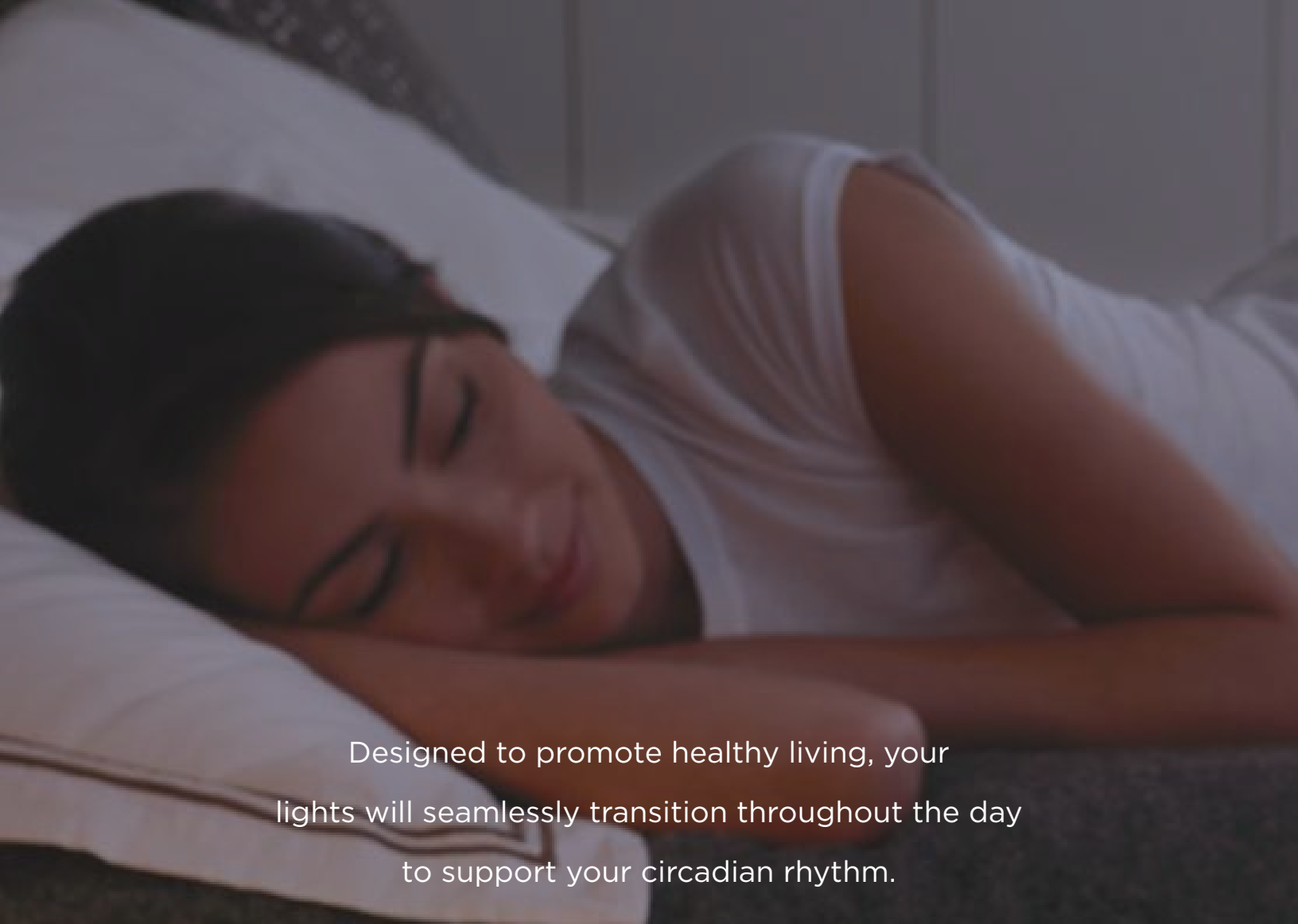
WRGB Input



Distribution



Favorites



Designed to promote healthy living, your
lights will seamlessly transition throughout the day
to support your circadian rhythm.

Lights will automatically adjust to
warmer temperatures in the morning and evening
and cooler in the middle of the day.



A PERSONALIZED WELLNESS EXPERIENCE

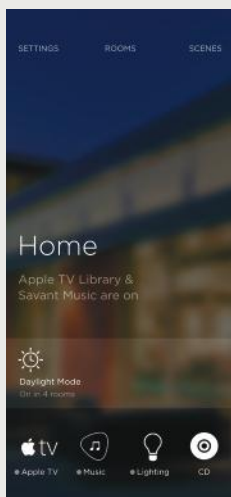
Daylight Mode will subtly transition lighting temperatures throughout the day to support your circadian rhythm

Select from scientific defaults, or personalize the lighting experience suit your daily habits

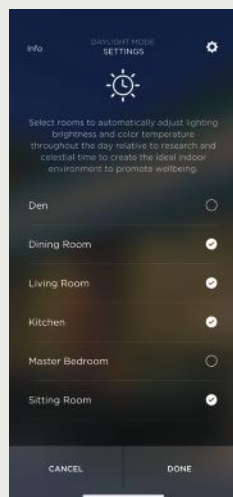


Independently adjust timing, color temperature and intensity for bright white light during the day and warmer tones in the evening hours

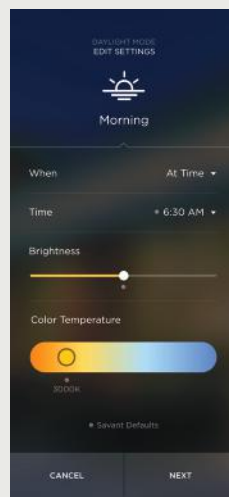
After all adjustments are made, activate the preview mode to experience your 24-hour circadian settings in just 60 seconds



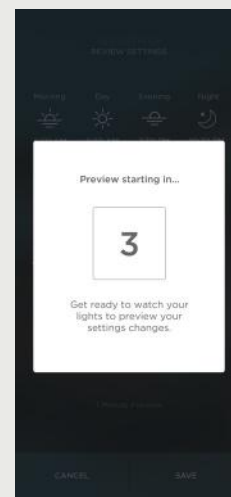
Mode Status



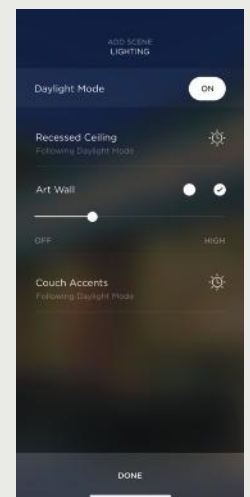
Room Selection



Personalization



Start Preview



Circadian Scenes



A modern interior space with a high ceiling, concrete walls, and large floor-to-ceiling windows. On the left, a colorful abstract painting with vertical stripes hangs on the wall above a wooden cabinet. In the foreground, a dark wooden dining table is set with white plates and glasses. The windows offer a view of a lush green landscape with trees and a wooden deck area with lounge furniture.

USAI[®]

USAI Lighting's mission is to bring the power of Personalized Lighting[®] to everyday life. We help stimulate the senses, promote well-being, reinforce health and nourish the imagination, to bring the best of intelligent LED lighting and engineering innovation to the lives of everyone we touch.

NEW HEIGHTS OF COLOR CONTROL



CLASSIC WHITE

USAI's proprietary Classic White LED light engines provide clean, uniform white light with perfect color consistency from fixture to fixture. You'll see the results in balanced, beautiful white light throughout your space.

Savant Control:

Phased Line Voltage Dimming & 0-10V Low Voltage Dimming down to 1%.

Low Voltage Fixtures can be controlled to off.




WARM GLOW DIMMING

USAI's Warm Glow Dimming provides warmth and glow once only possible in incandescent light sources. Utilizing proprietary technology, Warm Glow Dimming precisely mimics the black body curve of an incandescent lamp by gradually shifting warmer as you dim. The result is virtually indistinguishable from an incandescent light source.

Savant Control:

Phased Line Voltage Dimming & 0-10V Low Voltage Dimming down to 1%.

Low Voltage Fixtures can be controlled to off.




COLOR SELECT TUNABLE WHITE

USAI's Color Select tunable white replaces a variety of sources from daylight to candlelight with one fixture type, allowing personalized lighting controls from warm to cool and everything in between, all while maintaining beautiful classic white color consistency and independent control of light level.

Savant Control:

0-10V Low Voltage Dimming (dual) down to 1%.
Low Voltage Fixtures can be controlled to off.



INFINITE COLOR+

USAI's Infinite Color+ gives you complete freedom to define your own perfect light, from architectural whites to accents and saturated colors – all with one light fixture. Instead of painting the walls one color, transform your space with light whenever the mood strikes you.

Savant Control:


DMX Digital Low Voltage Dimming down to .01%.
Low Voltage Fixtures can be controlled to off.



USAI LIGHTING
RECESS 4.5

ROUND TRIMMED

The Recess 4.5 is perfect for residential applications with high ceilings, including applications that call for wall wash and adjustable lighting. It is available across all color technologies plus a variety of styles including both traditional round or modern square styles.



USAI LIGHTING
RECESS 4.5
SQUARE TRIMMED



USAI LIGHTING
RECESS 4.5
SQUARE TRIMLESS

LED COLOR TECHNOLOGY CHOICES

Classic White



- 2700k or 3000k
- CRI: 90+
- 2-Step MacAdam Ellipse

Warm Glow Dimming



- 3000k to 2200k Variable based on Dim Level
- CRI: 90+

Color Select Tunable White



- 2200k to 6000k Tunable
- CRI: 80+

Infinite Color+



- Programmable WRGB
- CRI: Variable

TRIM FINISH



White

PREMIUM



Black



Statuary Bronze




Black Anodized



Clear Matte Anodized



Metalized Grey



Primer

USE Recommended for ceiling heights 10 - 20 ft

WATTAGE • 24 Watts - Classic White
• 32 Watts - Warm Glow, Color Select, Infinite Color+


DIMMING • Phased Line Voltage Dimming
• 0-10V Low Voltage Dimming
• DMX Digital Low Voltage Dimming

REGRESS • 1 inch Regress

SHAPE  4.5" X 4.5" Aperture

 4.5" Diameter Aperture


TRIM  Trimmed - For use with all ceiling types.

 Trimless - For use in sheetrock and plaster ceilings.

 Millwork - For use in wood and stone ceilings.

 Sloped Ceiling - Available in Trimmed, Trimless and Millwork for sloped ceiling for 15°-30° and 30°-45° pitch.

FUNCTION  Downlights - Provide general lighting for spaces with smooth, symmetric cones of light for even illumination.

 Adjustable Accents - Provide a single beam of light that can be tilted and aimed to place light precisely where you need it.

 Wall Wash - Great for providing vertical illumination on a feature wall, highlighting art and architectural features.


HOUSING  Flat Housing - Smallest available, also available IC-rated for direct contact with insulation.

 New Construction - Narrow Width Housing.

 Retrofit Housing - for use in existing ceilings.

 New Construction / IC Rated Housing - All-in-one universal housing for direct contact with insulation.

 Sloped Ceiling / IC Rated Housing - Lockable tilt settings designed for sloped ceilings and direct contact with insulation.



USAI LIGHTING
RECESS 3

SQUARE TRIMMED

Good things come in small packages. Recess 3 has an aperture of only 3", and is available across all color technologies, including Tunable White and Infinite Color+. It is available in a wide array of trim finishes and housing options, making it a perfect fit for both new construction and retrofit projects.



USAI LIGHTING

RECESS 3

SQUARE TRIMLESS



USAI LIGHTING
RECESS 3
SQUARE MILLWORK

LED COLOR TECHNOLOGY CHOICES

Classic White

- 2700k or 3000k
- CRI: 90+
- 2-Step MacAdam Ellipse



Warm Glow Dimming

- 3000k to 2200k Variable based on Dim Level
- CRI: 90+



Color Select Tunable White

- 2200k to 6000k Tunable
- CRI: 80+



Infinite Color+

- Programmable WRGB
- CRI: Variable



TRIM FINISH



White

PREMIUM



Black



Statuary Bronze



Black Anodized



Clear Matte Anodized



Metalized Grey



Primer

USE

Recommended for ceiling heights 8 - 14 ft

WATTAGE

- 14 Watts - Classic White
- 18 Watts - Warm Glow, Color Select, Infinite Color+

DIMMING

- Phased Line Voltage Dimming
- 0-10V Low Voltage Dimming
- DMX Digital Low Voltage Dimming

REGRESS

- 1 inch Regress

SHAPE




3" X 3" Aperture



3" Diameter Aperture

TRIM



Trimmed - For use with all ceiling types.



Trimless - For use in sheetrock and plaster ceilings.



Millwork - For use in wood and stone ceilings.



Sloped Ceiling - Available in Trimmed, Trimless and Millwork for sloped ceiling for 15°-30° and 30°-45° pitch.

FUNCTION



Downlights - Provide general lighting for spaces with smooth, symmetric cones of light for even illumination.



Adjustable Accents - Provide a single beam of light that can be tilted and aimed to place light precisely where you need it.



Wall Wash - Great for providing vertical illumination on a feature wall, highlighting art and architectural features.

HOUSING



Flat Housing - Smallest available.



Flat / IC Rated - Smallest available for direct contact with insulation.



Retrofit Housing - for use in existing ceilings.



New Construction - All-in-one universal housing.



New Construction / IC Rated Housing - All-in-one universal housing for direct contact with insulation.



Sloped Ceiling / IC Rated Housing - Lockable tilt settings designed for sloped ceilings and direct contact with insulation.


Color Technology and Housing Style selections can impact driver location. Refer to specification sheets for details.



USAI LIGHTING
RECESS PINHOLE

1/4 INCH REGRESS ROUND, TRIMMED

The Recess Pinhole is the ideal fixture for traditional applications that need modern efficiency and the lifetime benefits of LED Lighting. Providing a true point source solution, it is the highest performing recessed LED pinhole available.



USAI LIGHTING

RECESS PINHOLE

1 INCH REGRESS ROUND, TRIMMED



USAI LIGHTING

RECESS PINHOLE

1/4 INCH REGRESS SQUARE TRIMMED

LED COLOR TECHNOLOGY CHOICES

Classic White

- 2700k or 3000k
- CRI: 90+
- 2-Step MacAdam Ellipse

Warm Glow Dimming

- 3000k to 2200k Variable based on Dim Level
- CRI: 90+

TRIM FINISH

White

PREMIUM

Black

Statuary Bronze

Metalized Grey

Primer

USE Recommended for ceiling heights 8 - 14 ft

WATTAGE • 15 Watts - Classic White
• 16 Watts - Warm Glow

DIMMING • Phased Line Voltage Dimming
• 0-10V Low Voltage Dimming

REGRESS • 1/4 inch Regress
• 1 inch Regress

SHAPE 1.75" X 1.75" Aperture

1.75" Diameter Aperture

TRIM Trimmed - For use with all ceiling types.

Flush Mount - For use in sheetrock and plaster ceilings.

FUNCTION Downlights - Provide general lighting for spaces with smooth, symmetric cones of light for even illumination.

Adjustable Accents - Provide a single beam of light that can be tilted and aimed to place light precisely where you need it.

Wall Wash - Great for providing vertical illumination on a feature wall, highlighting art and architectural features.

HOUSING New Construction - All-in-one universal housing, also available IC Rated for direct contact with insulation.






USAI LIGHTING
RECESS MULTICELL

4 CELL MILLWORK

The Recess Multicell is a linear alternative to traditional downlight and wall wash options, delivering unparalleled performance in a small, modern form factor. Precision engineered from the inside out, the patented design meets the most demanding specifications in a miniature scale.




USAI LIGHTING
RECESS MULTICELL
4 CELL TRIMMED



USAI LIGHTING
RECESS MULTICELL
8 CELL TRIMMED

LED COLOR TECHNOLOGY CHOICES

Classic White

- 
- 2700k or 3000k
 - CRI: 90+
 - 2-Step MacAdam Ellipse

FLANGE FINISH OPTIONS




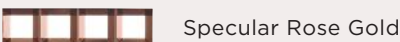
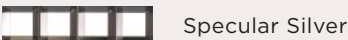
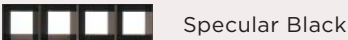
PREMIUM



BEVEL FINISH OPTIONS



PREMIUM



USE Recommended for ceiling heights 8 - 20 ft


WATTAGE


- 8 Watts - 2 cell
- 13 Watts - 4 cell
- 27 Watts - 8 cell


DIMMING

- Phased Line Voltage Dimming
- 0-10V Low Voltage Dimming

SIZE


 2 cell - 1.25" x 2.5" Aperture

 4 cell - 1.25" x 5" Aperture

 8 cell - 1.25" x 10" Aperture

TRIM

 Trimmed - For use with all ceiling types.



Trimless - For use in sheetrock and plaster ceilings.



Millwork - For use in wood and stone ceilings.

FUNCTION

 Downlights - Provide general lighting for spaces with smooth, symmetric cones of light for even illumination.

 Adjustable Accents - Provide a single beam of light that can be tilted and aimed to place light precisely where you need it.

 Wall Wash - Great for providing vertical illumination on a feature wall, highlighting art and architectural features.

HOUSING

 Remote Driver Housing - smaller for use with remotely located driver.



USAI LIGHTING
CYLINDER 3

6" WITH CABLE

Power and beauty are both in play with our sleek architectural cylinders. Cylinder 3 offers a beautiful solution for open or inaccessible ceilings and architectural accents – and allows for either a surface or cable mount installation.



USAI LIGHTING
CYLINDER 3

10" SURFACE MOUNT WITH GLOW GLASS



USAI LIGHTING
CYLINDER 3

10" WITH CABLE AND GLOW GLASS

LED COLOR TECHNOLOGY CHOICES

Classic White



- 2700k or 3000k
- CRI: 90+
- 2-Step MacAdam Ellipse

Warm Glow Dimming



- 3000k to 2200k Variable based on Dim Level
- CRI: 90+

FINISH



White

PREMIUM



Black



Statuary Bronze














Metalized Grey



Conduit Silver



Satin Nickel

USE	Use as a pendant or surface mount fixture	
WATTAGE	<ul style="list-style-type: none">• 14 Watts, Classic White, 6" long cylinder• 20 Watts, Classic White, 10" long cylinder• 18 Watts, Warm Glow Dimming, 10" long cylinder	
DIMMING	<ul style="list-style-type: none">• Phased Line Voltage Dimming• 0-10V Low Voltage Dimming	
SHAPE		3" Diameter Aperture
MOUNT		Surface mount to recessed junction box
		48" cable, recessed junction box
		48" cable, surface junction box + conduit
		96" cable, recessed junction box
		96" cable, surface junction box + conduit
FUNCTION		Downlights - Provide general lighting for spaces with smooth, symmetric cones of light for even illumination.
OPTIONS		Surface Mount Downlight 6" and 10" Lengths
		Cable Mount Pendant 6" and 10" Lengths
		Surface Mount Glow Glass 6" and 10" Lengths
		Cable Mount Glow Glass Pendant 6" and 10" Lengths



USAI LIGHTING
BLOCK 5

ROUND SURFACE MOUNT

The Block 5 works with any surface or ceiling height, including exposed conduit applications, with no sacrifice in aesthetics. The Block 5 offers a complete solution, with both downlight and wall wash options available in round and square shapes.



USAI LIGHTING

BLOCK 5

SQUARE SURFACE MOUNT



USAI LIGHTING
BLOCK 5

SQUARE CONDUIT MOUNT

LED COLOR TECHNOLOGY CHOICES

Classic White



- 2700k or 3000k
- CRI: 90+
- 2-Step MacAdam Ellipse

Warm Glow Dimming




- 3000k to 2200k Variable based on Dim Level
- CRI: 90+

FINISH



White


PREMIUM




Black



Statuary Bronze



Metalized Grey



Conduit Silver

USE

- Recommended for ceiling heights 12 - 20 ft

WATTAGE

- 24 Watts - Classic White
- 16 Watts - Warm Glow

DIMMING

- Phased Line Voltage Dimming
- 0-10V Low Voltage Dimming

SHAPE



5.75" Diameter Aperture



5.25" x 5.25" Aperture

FUNCTION



Downlights - Provide general lighting for spaces with smooth, symmetric cones of light for even illumination.



Wall Wash - Great for providing vertical illumination on a feature wall, highlighting art and architectural features.

OPTIONS



Surface Mount - recessed junction box.



Conduit Cut Out Mount - surface junction boxes and conduit.





USAI LIGHTING

CORE RECESS FIXTURES

Architect: Cooper Joseph Studio
Photographer: ©Elliott Kaufman Photography



CORE RECESS 4.5

USE	Recommended for ceiling heights 10 - 20 ft
LED COLOR TECHNOLOGY	Classic White 2700k & 3000k, CRI: 90+, 2-Step MacAdam Ellipse
TRIM FINISH	White
DIMMING	Phased Line Voltage Dimming & 0-10V Low Voltage Dimming
SHAPE	Square & Round
TRIM	Trimmed - For use with all ceiling types.
FUNCTION	Downlights, Adjustable Accents & Wall Wash
HOUSING	New Construction, New Construction IC Rated



CORE RECESS 3

USE	Recommended for ceiling heights 8- 14 ft
LED COLOR TECHNOLOGY	Classic White 2700k & 3000k, CRI: 90+, 2-Step MacAdam Ellipse
TRIM FINISH	White
DIMMING	Phased Line Voltage Dimming & 0-10V Low Voltage Dimming
SHAPE	Square & Round
TRIM	Trimmed - For use with all ceiling types.
FUNCTION	Downlights, Adjustable Accents & Wall Wash
HOUSING	New Construction, New Construction IC Rated



CORE PINHOLE

USE	Recommended for ceiling heights 8- 14 ft
LED COLOR TECHNOLOGY	Classic White 2700k & 3000k, CRI: 90+, 2-Step MacAdam Ellipse
TRIM FINISH	White
DIMMING	Phased Line Voltage Dimming & 0-10V Low Voltage Dimming
SHAPE	Square & Round
TRIM	Trimmed - For use with all ceiling types.
FUNCTION	Downlight 1/4 Regress & Wall Wash
HOUSING	New Construction

SAVANT LIGHTING

Advanced lighting solutions that can transform
your home with a touch.







TUNABLE WHITE DMX LIGHT STRIPS

INDOOR

Savant LED DMX Light Strips are a great solution for both indoor and outdoor cove and accent lighting, under cabinet lighting, display lighting and even “rack” lighting to make your installations pop.



WRGB DMX LIGHT STRIPS

INDOOR

LED COLOR TECHNOLOGY

Tunable White

- 2400k to 6500k Tunable
- CRI: 80+

USE	Indoor
WATTAGE	14.5W/M
DIMMING	DMX Digital Low Voltage Dimming
LUMENS	1,100 per meter
AVAILABLE ACCESSORIES	<ul style="list-style-type: none">• DMX Driver with Integrated Power Supply (recommended for lengths less than 5M)• DMX Driver with 10A External Power Supply (recommended for 5M to 10M lengths)• 3 Way T Couplers• Straight Couplers• 5 Inch Jumpers• 1 Meter Mounting Rails

LED COLOR TECHNOLOGY

Programmable WRGB

- CRI: Variable

USE	Indoor
WATTAGE	23W/M
DIMMING	DMX Digital Low Voltage Dimming
LUMENS	1,000 per meter
OUTDOOR RATING	IP65
AVAILABLE ACCESSORIES	<ul style="list-style-type: none">• DMX Driver with Integrated Power Supply (recommended for lengths less than 5M)• DMX Driver with 10A External Power Supply (recommended for 5M to 10M lengths)• 3 Way T Couplers• Straight Couplers• 5 Inch Jumpers• 1 Meter Mounting Rails



WRGB DMX LIGHT STRIPS
OUTDOOR



LED DMX NEON LIGHT STRIPS

LED COLOR TECHNOLOGY

Programmable WRGB

• CRI: Variable

USE	Outdoor
WATTAGE	23W/M
DIMMING	DMX Digital Low Voltage Dimming
LUMENS	700 per meter
AVAILABLE ACCESSORIES	<ul style="list-style-type: none">• DMX Driver with Integrated Power Supply (recommended for lengths less than 5M)• DMX Driver with 10A External Power Supply (recommended for 5M to 10M lengths)• 3 Way T Couplers• Straight Couplers• 5 Inch Jumpers• 1 Meter Mounting Rails

LED COLOR TECHNOLOGY

Programmable WRGB

• CRI: Variable

USE	Indoor/Outdoor
WATTAGE	23W/M
DIMMING	DMX Digital Low Voltage Dimming
LUMENS	700 per meter
OUTDOOR RATING	IP67
AVAILABLE ACCESSORIES	<ul style="list-style-type: none">• DMX Driver with Integrated Power Supply (recommended for lengths less than 5M)• DMX Driver with 10A External Power Supply (recommended for 5M to 10M lengths) <p>Accessory Pack with:</p> <ul style="list-style-type: none">• Mounting Clips• Jumpers• Couplers

SAVANT | USAI[®]

savant.com

© 2020 Savant Systems, LLC. All rights reserved.

SAVANT PRO REMOTE X2

At a Glance



SAVANT

savant.com



SAVANT PRO REMOTE X2

The all-new, redesigned Savant Pro Remote X2 takes smart living to the next level. We took all of the award-winning features of the previous generation and packaged it into a new, modern design.

We think you'll find it both excitingly different and comfortably familiar in all of the right ways.

PRO REMOTE X2 FEATURES

Quickly access Scenes, Services and Settings with just a swipe.



ENHANCED DESIGN

Completely redesigned form factor with an aluminum body, sturdy magnetic base, and elevated, backlit buttons



Full Aluminum Body



Enhanced Magnetic Docking

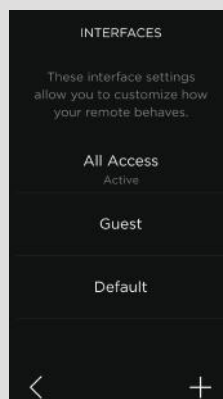
PERSONALIZE FOR MULTIPLE USERS

Savant's Pro Remote X2 delivers a full range of control for Services and Scenes, including Entertainment, Lighting, Climate, Shades and more. Personalize by user so everyone has quick access to their favorite Scenes and channels.

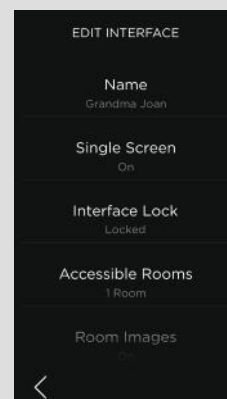


INTERFACE SETTINGS

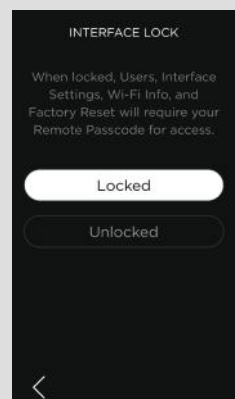
Optimize each remote for the needs of the room.



Interface Selection



Edit Interface



Lock in Settings

CLASSIC, POWER USER MODE

Quickly access Scenes, Services and Settings with just a swipe.

Custom Scenes can be unique to each user or shared


Swipe between screens, Settings and Services

Press the Power Button to quickly turn on and off the room



UNMATCHED CONTROL


Advanced control all from the Savant Pro Remote X2.



Services



Scenes



Favorite Channels

SINGLE SCREEN MODE

Activate Single Screen Mode to keep all of your Favorite Services, Favorite Channels, and Scenes you need right on the Home page, no need to swipe between views.



HOME SCREEN

The Savant Pro Remote X2 Home Screen can be personalized to deliver quick access to everything you commonly use.

Current time now available from the Home Screen

Access Favorite Scenes, Channels and Services all from the Home Screen.

Hard Buttons for volume control, channel adjustments and other quick features


Switch between rooms to see what is active

Customizable Buttons can be pre-programmed by an installer or personalized by the end user to activate a Savant Scene

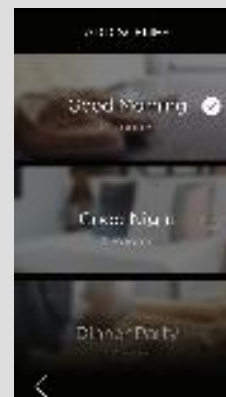


PERSONAL HOME SCREEN

Select from available Savant Scenes, Services and Favorite Channels to add to home screen.



Services



Scenes



Favorite Channels

MAKE ADJUSTMENTS ON THE FLY

Move frequently used items to the top of the screen for quick access.

Quickly access
the active service


Move tiles on the
Pro Remote X2
Home Screen to get
things just right

Click **+** icon to
add new Channel
Favorites, Savant
Scenes, or Services
to the X2's Home screen




REORDER HOME TILES


Just tap and hold, then drag and drop
to move any tile on the Home Screen
to just the right place.



Tap & Hold



Drag



Place

CONTROL OF SAVANT MUSIC

Control Savant Music with the Savant Pro Remote X2, including access to streaming services, playlists and more.



SPECIAL FEATURES

Give your guests personalized control without the need to create their own Savant user account.

USERS


Create and save custom interfaces with exactly the screen layout, options, and level of access your guests need. Add optional PIN protection via the Savant Pro App to the settings you want to keep locked down.



VOICE CONTROLS

With available options for Siri voice control integration, users who prefer to speak their mind won't be disappointed.





“Hey Siri, watch
Big Little Lies.”



“The new Savant Pro Remote Home Screen update is fantastic. It is simple to set up custom profiles and I love the fact that we can easily re-order Favorite Channels, Scenes and Services directly from the remote’s Home Screen.”

- ELI WEINKLE, NXT AV, IRVINE, CA, SAVANT AMBASSADOR

SPECIAL FEATURES

Manage even our most advanced smart home control features right from the screen of the Savant Pro Remote X2.

VIDEO TILING

For Savant Homes with our IP Video Tiling feature, select between tiling layouts, choose active audio, and enjoy control of multiple entertainment services at once, all on the same screen, right from your remote.



TRUEIMAGE

With Savant Truelmage, the Pro Remote X2 offers a uniquely immersive lighting control experience.

Adjust brightness or apply saved color favorites to any accessible light and watch as the on screen Truelmage display changes in real time.





Savant offers multiple remote control options designed to fit the needs of every user, including unique personalization features that can be adjusted by the user to match their changing needs.

SUPERIOR HOME CONTROL AND ENTERTAINMENT

Savant's line of award-winning remotes offers a range of flexible options for control of entertainment, lighting, climate and more. Deliver a customized user experience for everyone in your home.



	REM-4000SG-00* SAVANT PRO REMOTE X2 MULTI-ROOM	RTR-1000-0 SAVANT BUTTON REMOTE (BUNDLED WITH SAVANT HOME APP)
User-customizable interface	Yes	No
Easily navigate between rooms	Yes	No
Control music, A/V, climate, lighting and more	Yes	Yes
High-resolution touchscreen and physical buttons	Both	Physical Buttons Only
Onboard mic with voice control	Yes	No
Apple Siri™ voice control integration available with IP controlled Apple TV 4/4K	Yes	No
Easy access to Services, Settings and Scenes	Yes	No
Wi-Fi certified, communicates directly with the Savant Host	Yes	No Wi-Fi
Access-control options to limit room and service access per user	Yes	No
Remote Battery	Rechargeable Lithium-Ion	Standard AA batteries
Accessories	Remote Base	3 port wireless IR controller

*International versions available.

SAVANT

savant.com

© 2020 Savant Systems, LLC. All rights reserved.

SAVANT SHADES

DESIGN BY J GEIGER

SAVANT • J GEIGER

www.savant.com/shades



BEAUTIFUL, MINIMAL, UNPARALLELED

Savant Shades combine modern architectural aesthetics, performance fabrics and unmatched control interface options to complement any luxury space.

With Savant Shades you never have to compromise on design, no matter what stage your home is in – new construction to retrofit. Shades can be shipped assembled and ready to install, or provided in custom, bespoke configurations, all with the same minimalist look.

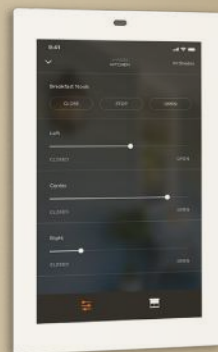
SAVANT



PERSONALIZED PRIVACY AND NATURAL LIGHT

Use Savant control to open or close shades across multiple rooms, a single room, or even a single shade. Schedule shades to open at a specific time of day or based on sunrise and sunset. Create a morning scene that automatically opens the shades, slowly raises the lights, adjusts temperature to a comfortable level and turns on your favorite morning show.

Controlling natural and artificial lighting in perfect harmony has never been easier.



SHADES ON EVERY INTERFACE

Savant provides multiple options to make your shades easy to control. Simply use your mobile device, a touch screen remote, in-wall keypads, touchscreens, or your voice to set them just the way you want.



TRANSLUCENT Greater levels for privacy while still allowing sunlight.



BLACKOUT Provides total light blockage and privacy.



SHEER Diffuses light even when the shades are closed.



MERMET

FABRICS FOR EVERY FINISH

Savant has teamed up with industry-leading brands to provide you with hundreds of fabric choices to meet your shading needs. Choose from a wide variety of standard, deluxe or premier options. Savant also offers quick-ship options on select fabrics.






MAXIMUM COVERAGE MINIMAL AESTHETIC

Combine multiple shades per mounting bracket for multiple windows or large curtain walls.

BRACKETS SUPPORT MULTIPLE SHADES



1



2



3*


Shades Per Bracket

*4 or More Shades Use Savant Custom Series

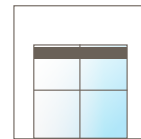
FLEXIBLE INSTALLATION OPTIONS



On Molding



Over Molding



Inside Jamb



Ceiling Mounted



Pocket Install

(See Negative Reveal Pocket System)

FLEXIBLE OPTIONS

CHOOSE PRE-ASSEMBLED, QUICK INSTALLATION

Savant Inception Series Shades arrive pre-assembled and ready to install right out of the box.



OR COMPLETELY CUSTOMIZABLE FOR BESPOKE ON-SITE CONSTRUCTION

Savant Shades may be custom tailored to the exacting requirements of each environment.



SAVANT INCEPTION SERIES SHADES

Beautiful results with easy installation, Savant Inception Shades by J Geiger feature sleek aluminum hardware, versatile automation options—motorized and manual—and a minimalist profile without visible wires or screws. Installation is quick, easy, and unlike anything else on the market today—saving time and money without compromising functionality or style.

Hardware

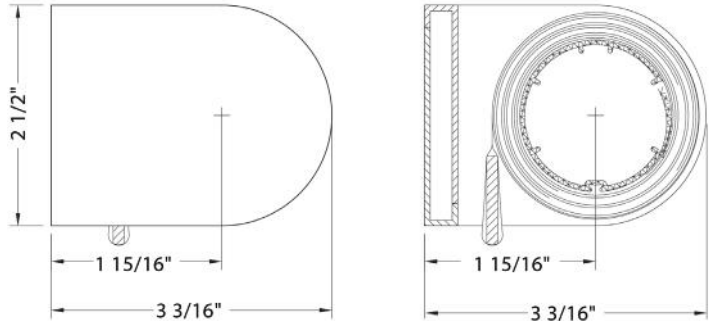
- Silver Aluminum
- Black Aluminum



Configurations

Available in 1, 2, or 3-panel pre-assembled configurations

System Dimensions





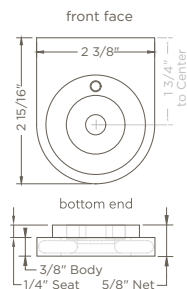
SAVANT CUSTOM SERIES SHADES

Savant is proud to offer the design-forward, fascia free style pioneered by J Geiger Shading. This stylish hardware is designed to be seen. Unsightly wires and screws are concealed within the system, eliminating the need for custom-built valances or unsightly fascia.

Both battery powered, wired and manual shades use the same beautiful hardware providing a consistent look for new construction or retrofit projects.



FLOATING/OUTSIDE MOUNT BRACKETS

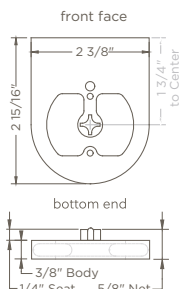


**FLOATING/OUTSIDE MOUNT:
IDLER SIDE
SHA-B3XX**

Designed for wall or ceiling mount installations

Compatible with wired motor, battery motor, and manual installation

- Silver Aluminum
- Black Aluminum
- White

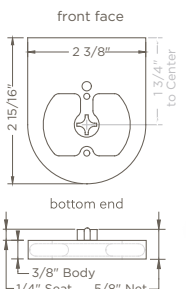


**FLOATING/OUTSIDE MOUNT:
DRIVE SIDE
SHA-B4XX**

Designed for wall or ceiling mount installations

Compatible with wired motor and battery motor installation

- Silver Aluminum
- Black Aluminum
- White



**FLOATING/OUTSIDE MOUNT
MANUAL: DRIVE SIDE
SHA-B4MANUALXX**

Designed for wall or ceiling mount installations

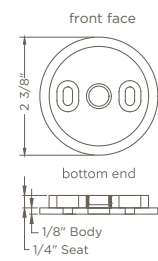
Compatible with manual installation

- Silver Aluminum
- Black Aluminum
- White

FOR SAVANT CUSTOM SERIES SHADES



INSIDE/JAMB MOUNT BRACKETS

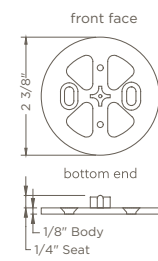


INSIDE/JAMB MOUNT: IDLER SIDE
SHA-B1XX

Designed for wall or window jamb mount installations

Compatible with wired motor, battery motor, and manual installation

- Silver Aluminum
- Black Aluminum
- White

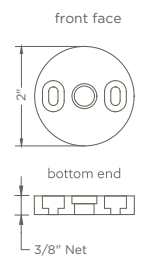


INSIDE/JAMB MOUNT: DRIVE SIDE
SHA-B2XX

Designed for wall or window jamb mount installations

Compatible with wired motor and battery motor installation

- Silver Aluminum
- Black Aluminum
- White



INSIDE/JAMB MOUNT MANUAL: DRIVE SIDE
SHA-B2MANUALXX

Designed for wall or window jamb mount installations

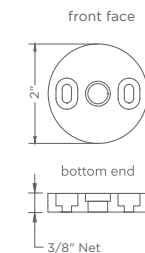
Compatible with manual installation

- Silver Aluminum
- Black Aluminum
- White

FOR SAVANT CUSTOM SERIES SHADES



MINI INSIDE/JAMB MOUNT BRACKETS



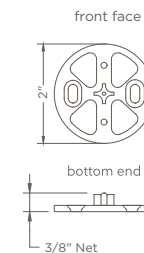
INSIDE/JAMB MOUNT MINI: IDLER SIDE SHA-B1MINXX

Designed for wall or window jamb mount installations with tight tolerances

Compatible with wired motor and battery motor installation



Silver Aluminum
Black Aluminum
White



INSIDE/JAMB MOUNT MINI: DRIVE SIDE SHA-B2MINXX

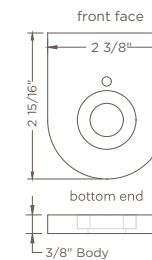
Designed for wall or window jamb mount installations with tight tolerances

Compatible with wired motor and battery motor installation



Silver Aluminum
Black Aluminum
White

FOR SAVANT CUSTOM SERIES SHADES



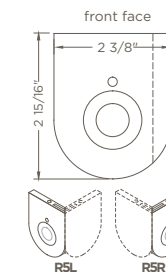
SHADE COUPLER SHA-B5XX

Designed to couple multiple fabric panels. Hardware included for unified or independent shade operation.

Compatible with wired motor, battery motor and manual installation



Silver Aluminum
Black Aluminum
White



90° ANGLE/CORNER MOUNT SHA-B7XX & SHA-B8XX

Designed as corner solution, reducing the light gap caused by using separate brackets. Brackets are purchased as a configurable pair to accommodate any situation.

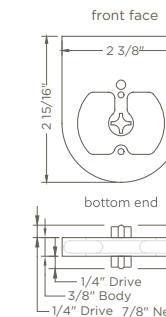
Compatible with wired motor, battery motor, and manual installation

Configurable design



Silver Aluminum
Black Aluminum

FOR SAVANT CUSTOM SERIES SHADES



DUAL MOTOR MOUNT & WIDE SHADE COUPLER SHA-B6XX & SHA-B5WXX

Designed to couple multiple fabric panels where side-by-side motor installation is required. Pair with the wide version of the shade coupler for spacing consistency.

Compatible with wired motor and battery motor installation


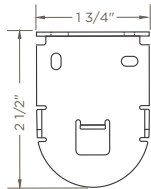
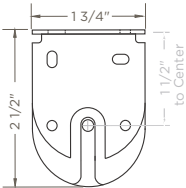
Wide Shade Coupler available



Silver Aluminum
Black Aluminum



BASIC BRACKETS



POCKET BRACKET KIT & POCKET SHADE COUPLER
SHA-CB34-XX & SHA-CB5-XX

Designed as an affordable and easier installation option for covered locations such as open pockets, fabric valances, fabric panels and drapes.

For instances where you want to couple multiple shades these brackets provide the same features of our exposed shade coupler but for covered locations.

Compatible with wired motor and battery motor installation.



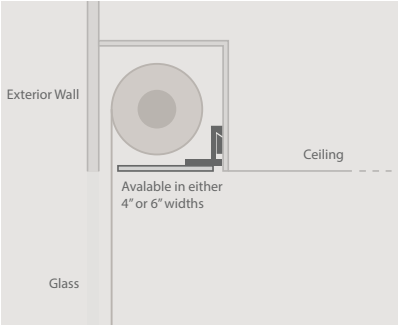
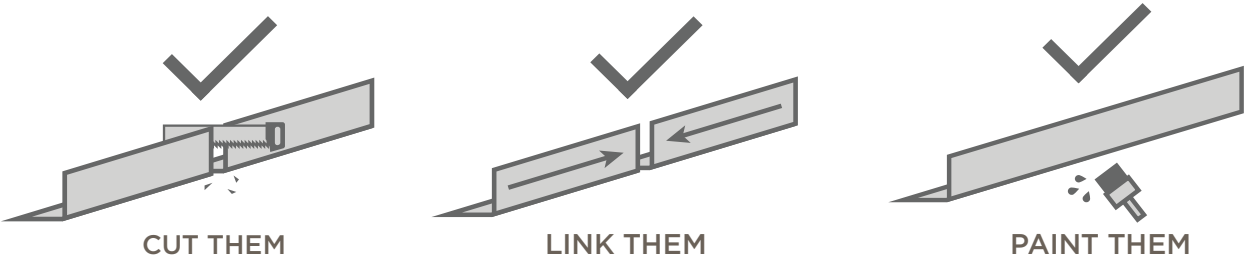
White



NEGATIVE REVEAL POCKET SYSTEM

Savant's Negative Reveal Pocket System installs into an existing ceiling pocket and allows for a consistent, clean look and stays that way even when joining different types of materials. Corner molds available for a uniform corner look.

Savant's negative reveal pocketing system is available in 4" and 6" widths and includes basic bracket set.





WIRED INSTALLATION ACCESSORIES



POWER

Savant's unique, configurable in-wall power supply allows for a clean, professional installation for jobs of any size. Savant's modular power supply easily scales to power from 5 to 15 shades. For added flexibility Savant also offers a single shade power supply.



CONTROL & CONFIGURATION

Wired Motor Controllers provide digital two-way communication between wired motors and the Savant System. Savant has fully integrated the controllers and motors into Blueprint making setup a breeze. Use Blueprint to individually set shade motor speed, "wink" motors for identification, set limits, and create groups.



MOTORS

Savant offers J Geiger's exclusive wired, quiet motors to maximize occupant comfort. Motors report shade position to ensure shades stop in alignment every time.



WIRELESS INSTALLATION ACCESSORIES



POWER & MOTORS

Battery powered motors require no electrical wiring, no external battery pack and no complicated installation. Rechargeable from wall charger similar to your mobile phone.



CONTROL & CONFIGURATION

Automate Pulse Controllers provide wireless two-way communication between Automate battery-powered shade motors and Savant's SmartControl RS485 Shade Controllers.

ORDERING MADE SIMPLE SHADE DESIGN TOOL

STEP ONE:

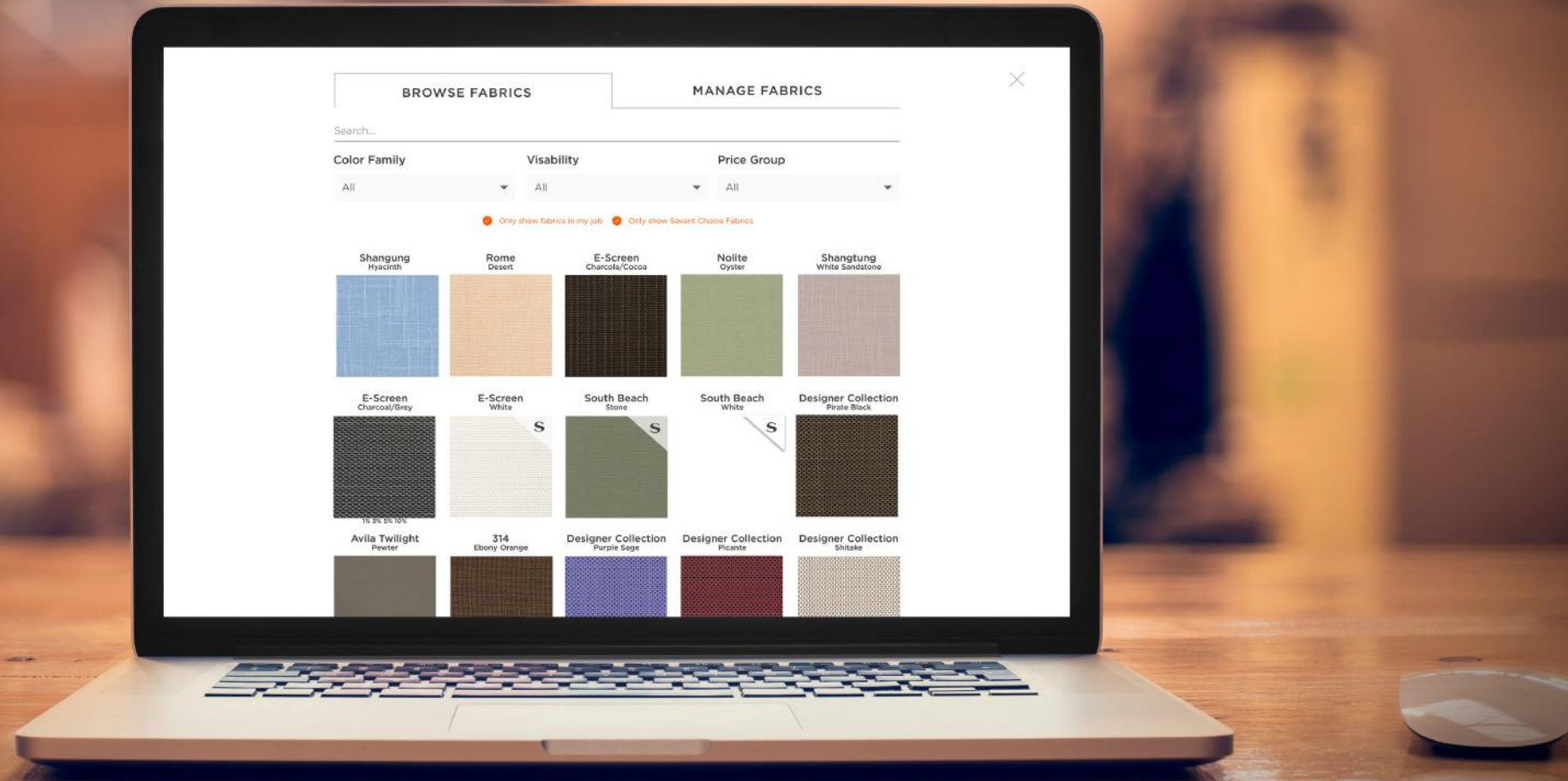
Log in to Savant Store and create a new Project in the Shade Designer. Enter room names and window measurements to get started.

STEP TWO:

Select a fabric option for the entire project or one window at a time. Savant's Fabric Library can be filtered by price, color family, and visibility.

STEP THREE:

Use the Project Summary as both a quoting and ordering tool. Items can be added to a cart individually or by installation phase – order all rough-in material at the same time. The project summary will recommend shared equipment quantities that can be adjusted based on what you already have in stock.



SAVANT

© 2022 Savant Systems, Inc. All rights reserved.




Available in select fabric colors



inception
shades

can be installed...

On Molding




Over Molding



Inside Jamb



Ceiling
Mounted



1



2



3

shades per bracket

Brackets
support
multiple
shades

inception shades

Shade assembly is available in two finishes

BLACK ALUMINUM

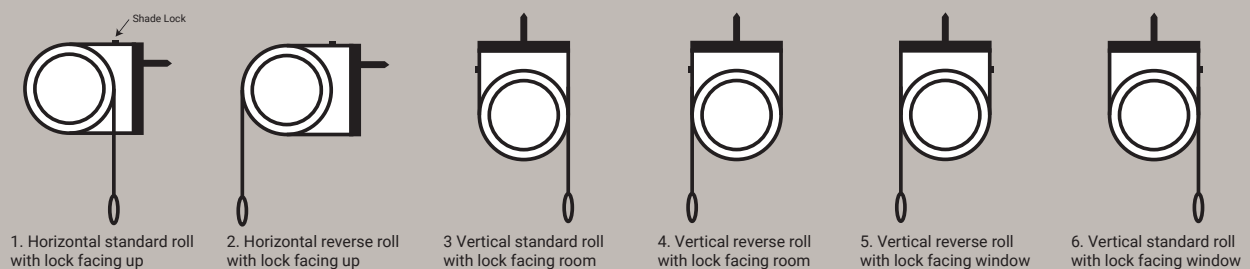
SILVER ALUMINUM

Fabric Options



For more information on available fabrics, please refer to the Shade Design Tool.

Mounting Selection




- Horizontal orientations (1 and 2) appropriate for wall or flat trim
- Vertical orientations (3 - 6) appropriate for ceiling, pocket or jamb head
- Room facing lock orientation (3 and 4) ideal for pocket applications when lock will be concealed (see below)
- Window facing lock orientation (5 and 6) appropriate for exposed ceiling application when no pocket is present to hide lock
 - Reverse roll (2, 4, or 5) when shade must clear window/door hardware
 - .5" clearance needed for shade lock access

inception shades

Measuring Guide

Floating mount applications (wall, ceiling, or window trim)



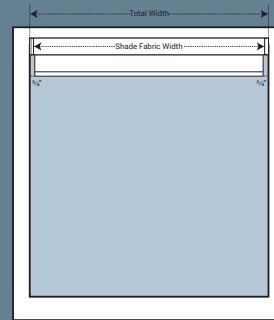
Step 1: Measure the width of the area you wish to cover with shade fabric (measure to the nearest 1/8"). Add 1 1/2" to account for shade brackets (3/4" for each bracket). When space allows, add an additional 1 1/2" to minimize light gaps (3/4" of shade overlay on each side).

Shade Fabric + Brackets + Shade Overlay = Total Width (the width that you submit when ordering)

Step 2: Measure the height of the area you wish to cover with shade fabric.

PLEASE NOTE: Your shade fabric panel will be 1 1/2" narrower than your total ordered width to account for shade brackets (3/4" each).

Jamb mount applications (inside window casing, flush against top of jamb)

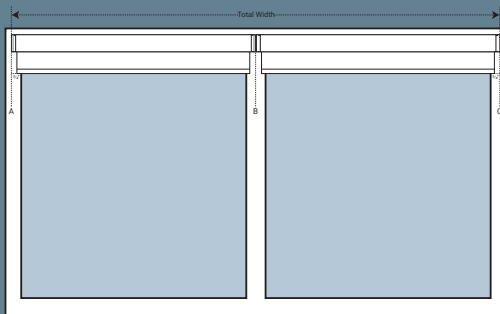


Step 1: Measure the width of your window jamb (to the nearest 1/8"). Measure in three places (front of jamb, middle of jamb, and back of jamb close to the window surface); record the smallest of the three measurements. This is your total width (the width you submit when ordering). We will make the necessary deductions to account for shade brackets.

Step 2: Measure the height of your window jamb in three places (left, center, and right); record the largest measurement. This is your length.

PLEASE NOTE: Your shade fabric panel will be 1 1/2" narrower than your total ordered width to account for shade brackets (3/4" each).

Mount with one coupler



Step 1: Mark centerpoints over trim (points A, B, and C as seen at left).

Step 2: Measure the total width (point A to point C), and measure each side (point A to B and point B to C). Ensure total width equals the sum of all parts (A to B + B to C = A to C). All three measurements will be required for order processing.

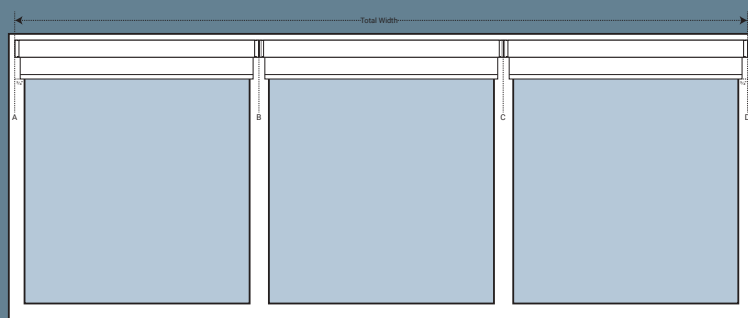
Step 3: Measure the height of the area you wish to cover with shade fabric.


Mount with two couplers

Step 1: Mark centerpoints over trim (points A, B, C, and D as seen at right).

Step 2: Measure the total width (point A to point D), and measure each portion (point A to B, point B to C, and point C to D). Ensure total width equals the sum of all parts (A to B + B to C + C to D = A to D). All four measurements will be required for order processing.

Step 3: Measure the height of the area you wish to cover with shade fabric.

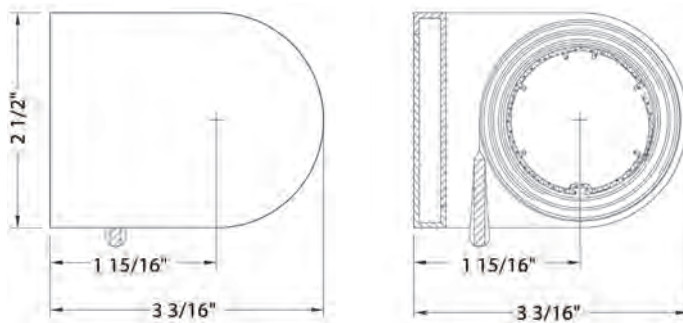




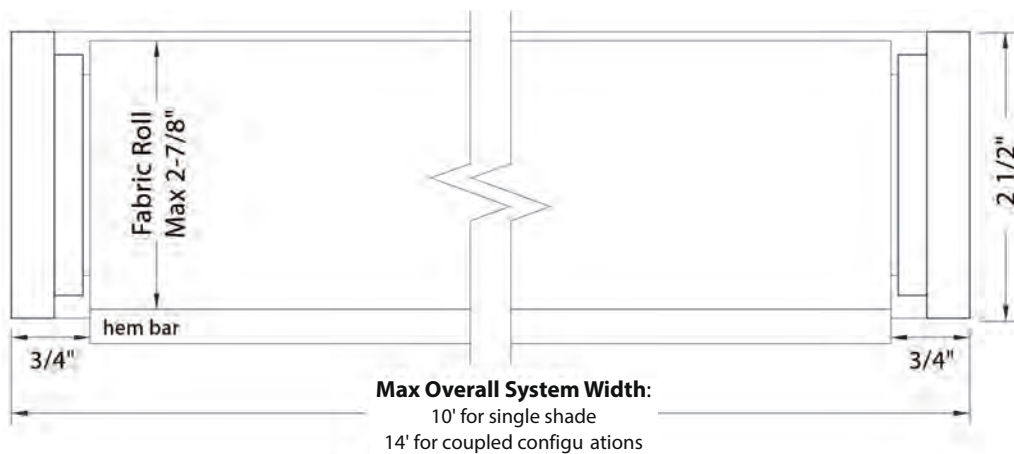
System Options

	Manual Shades	Wire-Free Rechargeable Shades	Hardwired Shades
Hardware finishes	Silver Aluminum Black Aluminum	Silver Aluminum Black Aluminum	Silver Aluminum Black Aluminum
No visible wires or screws	✓	✓	✓
Floating mount option (horizontal to wall or trim)	✓	✓	✓
Ceiling mount option (vertical to ceiling surface)	✓	✓	✓
Jamb mount option (vertical to jamb head)	✓	✓	✓
Single shade configuration (no couplers)	✓	✓	✓
Double shade configuration (one coupler)	✓	✓	✓
Triple shade configuration (two couplers)		✓	✓
Minimum system width	15 9/16 in	25 in	22 11/16 in
Single shade configuration max system width	10 ft	10 ft	10 ft
Coupled shade configuration max system width	14 ft	14 ft	14 ft

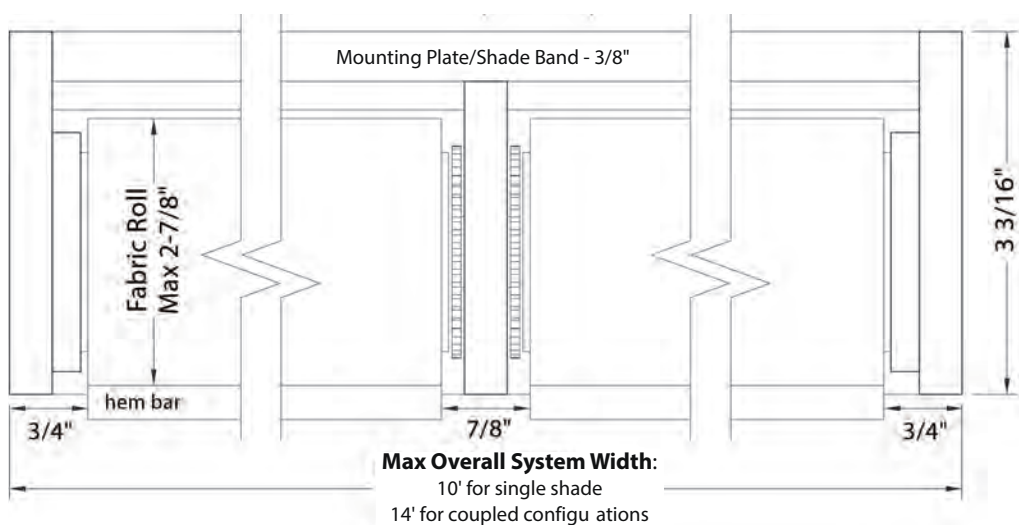
System Dimensions



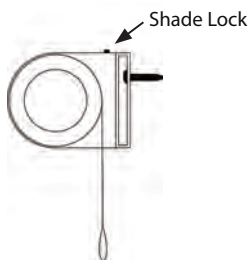
Horizontal Orientation - Mounting Plate Concealed Behind Shade Roll



Vertical Orientation - Shown with Optional Coupler Bracket



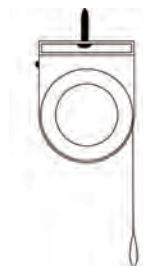
Orientation Options



1. Horizontal standard roll with lock facing up



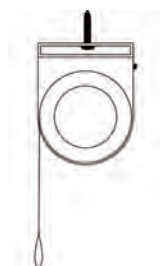
2. Horizontal reverse roll with lock facing up



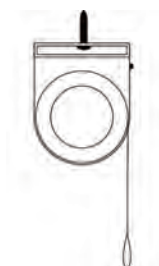
3. Vertical standard roll with lock facing room



4. Vertical reverse roll with lock facing room



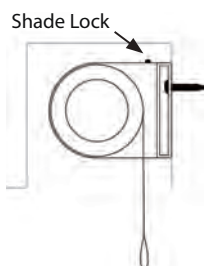
5. Vertical reverse roll with lock facing window



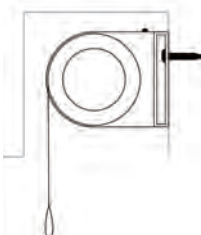
6. Vertical standard roll with lock facing window

- Horizontal orientations (**1** and **2**) appropriate for wall or fl t trim
- Vertical orientations (**3** - **6**) appropriate for ceiling, pocket or jamb head
- Room facing lock orientation (**3** and **4**) ideal for pocket applications when lock will be concealed (see below)
- Window facing lock orientation (**5** and **6**) appropriate for exposed ceiling application when no pocket is present to hide lock
- Reverse roll (**2**, **4**, or **5**) when shade must clear window/door hardware
- .5" clearance needed for shade lock access

Pocket Installation + Lock Clearance



1. Horizontal standard roll with lock facing up



2. Horizontal reverse roll with lock facing up



3. Vertical standard roll with lock facing room



4. Vertical reverse roll with lock facing room



5. Vertical reverse roll with lock facing window



6. Vertical standard roll with lock facing window

- Horizontal and vertical orientations suitable for pocket installation
- Reverse roll (**2**, **4**, or **5**) when shade must clear window/door hardware
- .5" clearance needed for shade lock access

Motors

	Description	Torque	Power/Draw Requirements	Min. Total Width (shade fabric + brackets)
J Geiger Smart	Wired for power and control	3 Nm	24-30 vDC	22 1/2 in
Rollease EQ2.0	Wire-free, rechargeable motor	2 Nm	5 vDC	29 7/16 in
Rollease EQ1.1	Wire-free, rechargeable motor	1.1 Nm	5 vDC	25 5/8 in
Manual	Pull Chain	-	-	15 5/16 in

Wireless Shade Accessories



Wired Shade Accessories



While I have not had the opportunity to speak to each of you personally, I wanted to acknowledge and congratulate each of you for the efforts you are putting forth in your local markets to keep your employees healthy, stay connected to your clients, and keep the revenue flowing where you can.

Doing business in unprecedented times is just that, unprecedented.

As we approach the first major Savant release of the year, we have taken care with our team to be sure you can deploy not only software enhancements remotely, but also hardware upgrades. The new Pro Remote X2 and Savant Home App are two examples of items you can prepare in your offices and deliver to your clients. Visit [Savant University](#) to learn more.

We are also focused on ways to drive more business to your door, with new marketing programs and partnerships. Next week we kick off our direct marketing campaign to all Savant Pro App users, highlighting the New Pro Remote X2, the Savant Home App and other ways to refresh the Savant experience from the comfort of home.

Take a look at the below email that will be sent to all Savant Pro App Administrative users worldwide, Tuesday, April 28th. But for those of you who attended this week's webinar, you know this is just phase one of the campaign. We are also designing tools for you to use locally - watch for more details.

Thank you for making the choice to include Savant as a part of your solution.

-JC Murphy, President

INTRODUCING

A NEW ERA OF CONTROL



INTRODUCING X2

COMPLETELY REDESIGNED YET PERFECTLY FAMILIAR

The all-new, redesigned Savant Pro Remote X2 takes smart living to the next level.

We took all of the award-winning features of the previous generation and packaged it into a new, modern design.

[EXPERIENCE NOW](#)



SPEAK YOUR MIND

With available options for Siri voice control, you can feel free to simply speak your mind.

PERSONALIZED

FOR YOU, GUESTS AND FAMILY

Create and save screen layouts for quick access to everything you use most. Surprise each member of the family with a personalized layout.

Make adjustments on the fly anytime, or add optional PIN protection to keep the perfect settings locked down.

[LEARN MORE](#)




BECOME MORE FAMILIAR

WITH SCENES IN YOUR SAVANT HOME

Create a new Savant Scene set to the perfect playlist, so you can bring out your inner mellow just when you need it most.

Or adjust an existing scene to make it just right.

[Create a Savant Scene](#) | [Edit a Savant Scene](#) | [Set a Savant Scene Timer](#) | [Savant Pro App Tips & Tricks](#)



SAVANT

SAVANT



HBO GO

NETFLIX

INTRODUCING THE SAVANT HOME APP

BIG SCREEN CONTROL

The Savant Home App for Apple TV delivers a full screen control center for your home. Quick launch features now available on the new Savant Pro Remote X2.



UPGRADE FROM A DISTANCE

Without an onsite visit, your Savant system can be upgraded to include the new Pro Remote X2 and the Savant Home App.

Your Savant Integrator can recommend an upgrade path for your home, including available options and enhancements that can be deployed remotely.

Contact your Savant Integrator today.

[Savant.com](https://www.savant.com) | [Contact](#) | Copyright

©2020 Savant Systems LLC | All Rights Reserved



SAVANT IP VIDEO & AUDIO

Thrill the audience with Savant custom solutions



SAVANT

savant.com

© 2018 Savant Systems, LLC. All rights reserved.

HIGH-PERFORMANCE ENTERTAINMENT

Distribute pristine pixel perfect video at the highest resolutions, and clean clear audio from source to speaker. Deliver scalable and reliable custom systems that live up to the Savant name.



ONLY FROM SAVANT

Savant IP Video combines the latest in 10GbE networking with proprietary technology to distribute exact uncompressed video with zero frame latency at the most commonly used 4K resolutions*. Includes support for HDCP 2.2 and HDMI 2.0a with HDR**.




ROCK SOLID RELIABILITY

Savant pioneered reliable, fast switching HDMI distribution with audio and uses the same technology to deliver synchronized video and audio content to any room over IP.



SUPER SCALE

Use Savant IP Audio and Video for your largest distribution jobs. System size is only bounded by the network, simply add more Savant IP transmitters or receivers on the network to add a new source or display to the system.



AT YOUR COMMAND

Includes Savant control ports for each input and output. With support for Video Tiling, format locking per display, video down-conversion and EDID management, Savant IP video ensures you are always in command.



BRING THE AUDIO

Only Savant provides solutions for simultaneous audio distribution over IP. Options available to down-mix surround audio to 2 channel and distribute over the AVB/TSN network, or use PCM audio.



FUTURE PROOF

10GbE network bandwidth ensures that your video distribution system will be ready for whatever tomorrow brings.

*no compression at resolutions below 4K/60 4:4:4. Minimal 1.4 to 1 compression for 4K/60 4:4:4 only.
**HDR support available as per the HDMI 2.0a spec at 4K/60 4:2:2 and below.

VIDEO INPUTS

Video Inputs take sources and transmit them to the 10Gb Video network



Type	Video Transmitter 4 or 8 Input	Video Transmitter 4 or 8 Input	Video Transmitter Single Input
Model Number	PAV-VIM4S / PAV-VIM8S	PAV-VIMAP4S / PAV-VIMAP8S	PAV-VIM1C
Connectivity			
IR Control Ports	4 / 8 (1 Per Source)	4 / 8 (1 Per Source)	1
RS232 Control Ports	4 / 8 (1 Per Source)	4 / 8 (1 Per Source)	1
1GbE Network Connectivity	4 / 8 (1 Per Source)	4 / 8 (1 Per Source)	1
Recommended Infrastructure	SFP + Termination	SFP + Termination	Cat6A / Cat7
10GbE Termination Type	SFP+	SFP+	RJ45
Supported Distance	N/A	N/A	100m / 330'
Legacy Copper Support	N/A	N/A	Cat6 @ 30m / 100'
Video Performance			
Video Wall Compatibility	•	•	•
Multi-View / Tiling Compatibility	•	•	
Audio Downmixing		•	
PCM Stereo / Multi-Channel PCM Support	•	•	•
Supported Video Formats	Up to 4K/60 4:4:4 w/ HDR	Up to 4K/60 4:4:4 w/ HDR	Up to 4K/60 4:4:4 w/ HDR
HDMI	2.0a	2.0a	2.0a
HDCP	2.2	2.2	2.2
HDR Support	•	•	•
Installation			
Rack Mountable	•	•	
Rack Height	3U	3U	

OUTPUTS

Video Outputs receive video from the 10Gb network and output them to TVs and projectors



Type	Video Receiver Single Output	Video Receiver Single Output	Video Receiver Single Output
Model Number	PAV-VOM1C	PAV-VOMVP1C	PAV-VOMVP1F
Connectivity			
IR Control Ports	1	1	1
RS232 Control Ports	1	1	1
1GbE Network Connectivity	1	1	1
Recommended Infrastructure	Cat6A / Cat7	Cat6A / Cat7	OM3 Duplex MM Fiber
10GbE Termination Type	RJ45	RJ45	Dual LC
Supported Distance	100m / 330'	100m / 330'	300m / 1000'
Legacy Copper Support	Cat6 @ 30m / 100'	Cat6 @ 30m/100'	N/A
Video Performance			
Video Scaling		•	•
Seamless Switching		•	•
Video Wall Compatibility		•	•
Multi-View / Tiling Compatibility		•	•
HDMI Audio	•	•	•
Supported Video Formats	Up to 4K/60 4:4:4 w/ HDR	Up to 4K/60 4:4:4 w/ HDR	Up to 4K/60 4:4:4 w/ HDR
HDMI	2.0a	2.0a	2.0a
HDCP	2.2	2.2	2.2
HDR Support	•	•	•

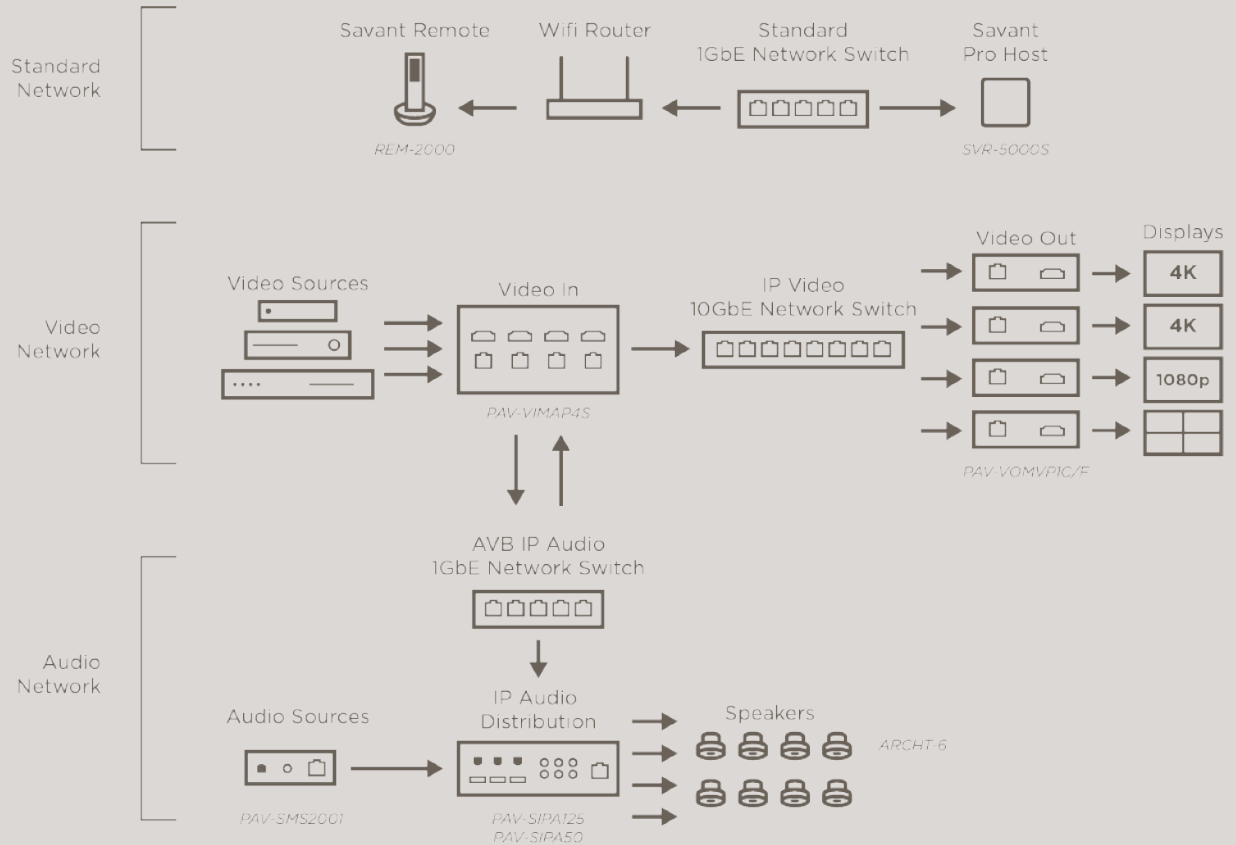
IP AUDIO

IP Audio transmits and/or receives audio over the 1Gb AVB network



Type	IP Audio Transmit and Receiver with Amplification	P Audio Transmit and Receiver with Amplification	IP Audio Input Transmitter	IP Audio Output Receiver	Streaming Music Server with Transmitter
Model Number	PAV-SIPA50	PAV-SIPA125	PAV-AIM7C	PAV-AOM8C / PAV-AOMBAL8C	PAV-SMS2001
Connectivity					
Analog Audio Inputs	2	2	3		
Optical Audio Inputs	2	2	2		
Digital Coax Audio Inputs			2		
Embedded Music Streamture	•	•			
Powered Speaker Outputs	4 Zones	4 Zones			
Amplifier Rating	50W/Ch (8 Ohm)	125W/Ch (8 Ohm)			
4 Ohm Stable	•	•			
Pre-amp RCA Outputs (Fixed or Variable)	1	1		8	
Pre-amp Optical Outputs (Fixed Only)		1			1
Pre-amp Digital Coax Outputs (Fixed Only)					1
IR Control Ports	4	6	6		
RS232 Control Ports	2	2	2		
GPIO Control Ports		1		2	
Relay Control Ports		1			
Additional Features					
Expansion	Up to 16 AVB Devices	Up to 16 AVB Devices	Up to 16 AVB Devices	Up to 16 AVB Devices	Up to 16 AVB Devices
Zone Output Grouping	•	•		•	
Audio Sync Delay Adjustment	0-160ms	0-160ms		0-160ms	
Adjustable EQ	•	•		•	
Installation					
Rack Mountable	•	•	•	•	•
Rack Height	2U	2U	1U	1U	1U
Low Voltage Enclosure Compatible	•				

IP VIDEO AND IP AUDIO DIAGRAMS



ACCESSORIES

Savant provides all the accessories necessary for your audio and video distribution system.



10GBE NETWORK AND AVB SWITCHES

For IP Video, 10GbE network switches are available in 16, 24 and 48 port configurations. Larger 10GbE switches coming soon. For IP Audio, five port AVB compliant switches are available for connecting multiple Savant IP Audio switches. Larger AVB switches coming soon.



CERTIFIED HDMI CABLES & NETWORK FIBER INTERCONNECT CABLES

Savant certified HDMI 2.0 compliant cables available in 1m, 2m, and 3m lengths.

Direct-Attach Cables for connecting the video inputs to the 10GbE Network switch. Available in 2m lengths.



FIBER

Cables, tools and testers and connectors - wire for the future with a full line of Savant certified fiber products for IP Video.

SAVANT PRO 8 APP

At A Glance

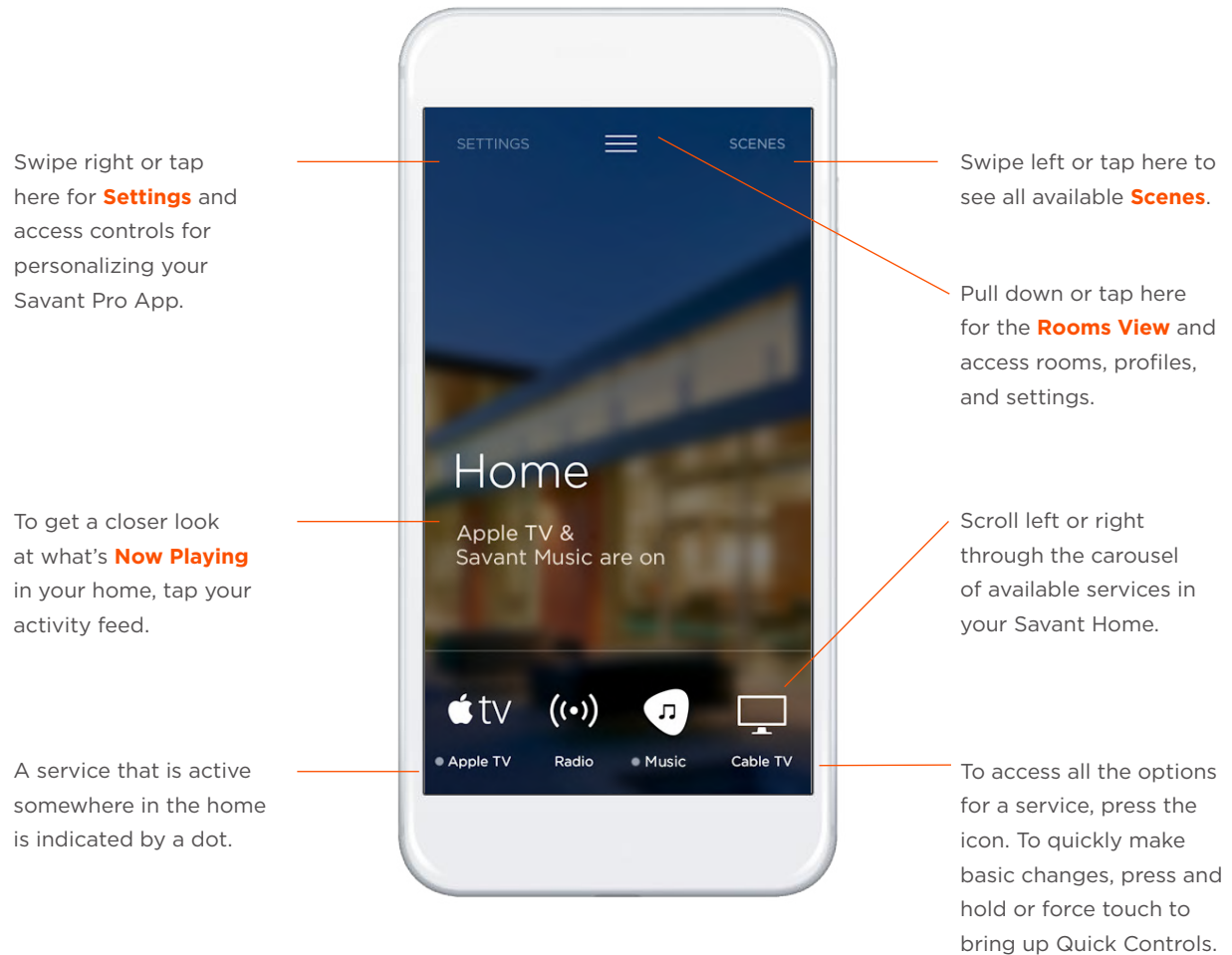


SAVANT

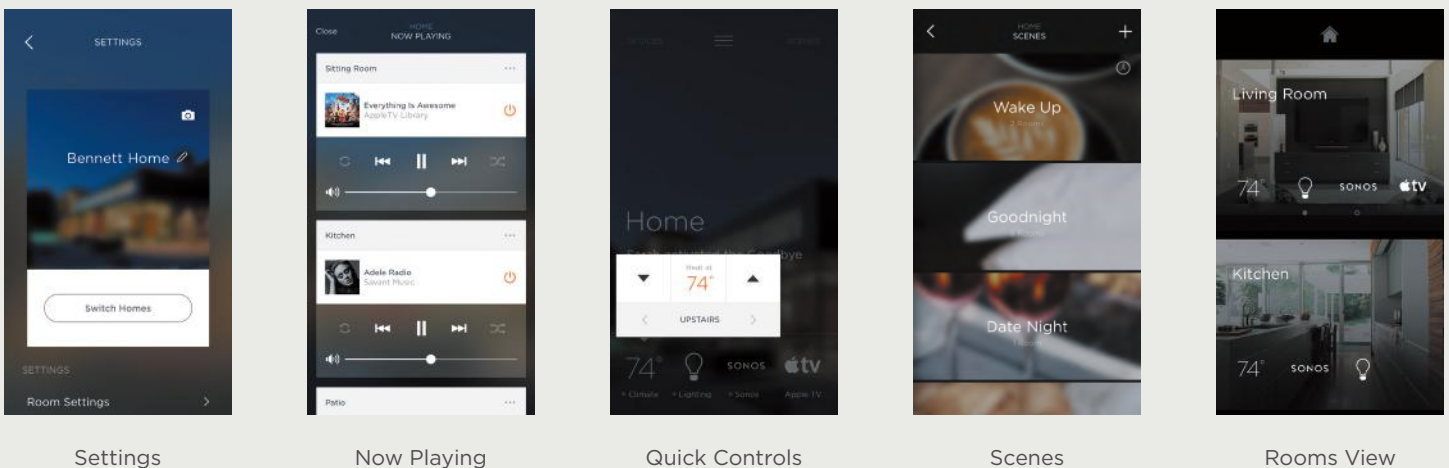
The Savant Pro 8 App enables all the features of your Savant Home, with fast access to rooms, scenes, services and much more. This guide will help you understand how to navigate the app, take advantage of new features, and create a personalized experience in your home.

HOME VIEW – MAIN NAVIGATION

The Home View displays an overview of what is happening at home.



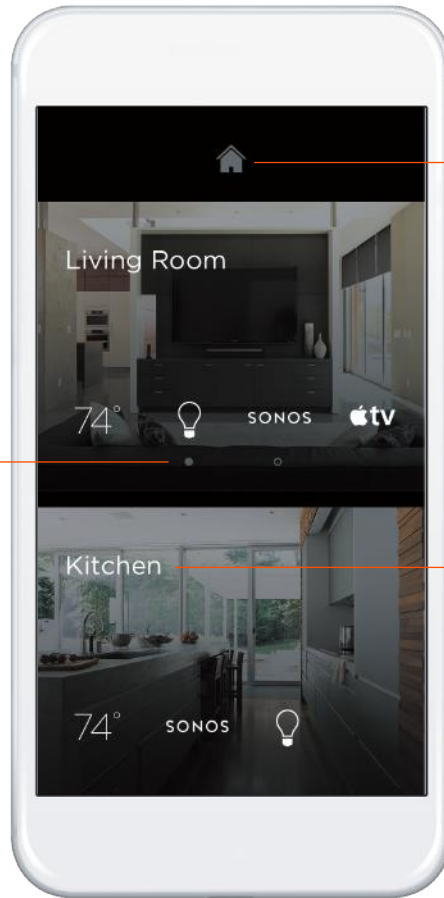
HIGHLIGHTED SCREENS



ROOMS VIEW

The Rooms View displays every available service in each room.

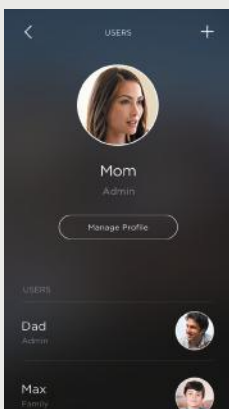
To adjust a service for the room, tap to access all its features, or press and hold the icon to bring up **Quick Controls**.



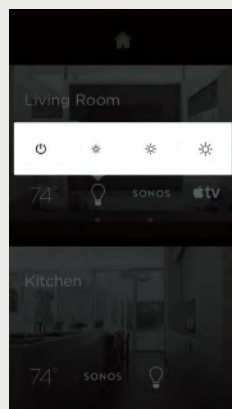
Pull down or tap here to return to the **Home View**.

Tap on a room to display the **Room View**. From there, swipe left or right to see the scenes and devices associated with that room.

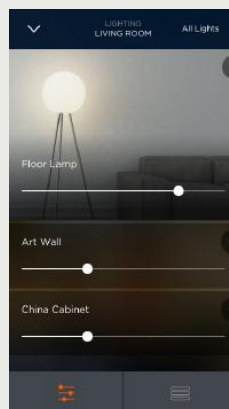
HIGHLIGHTED SCREENS



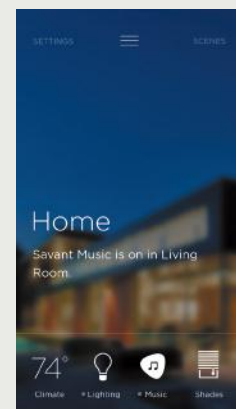
Profiles



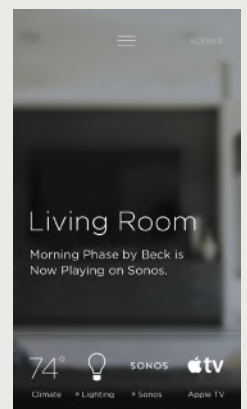
Quick Controls



Service Controls



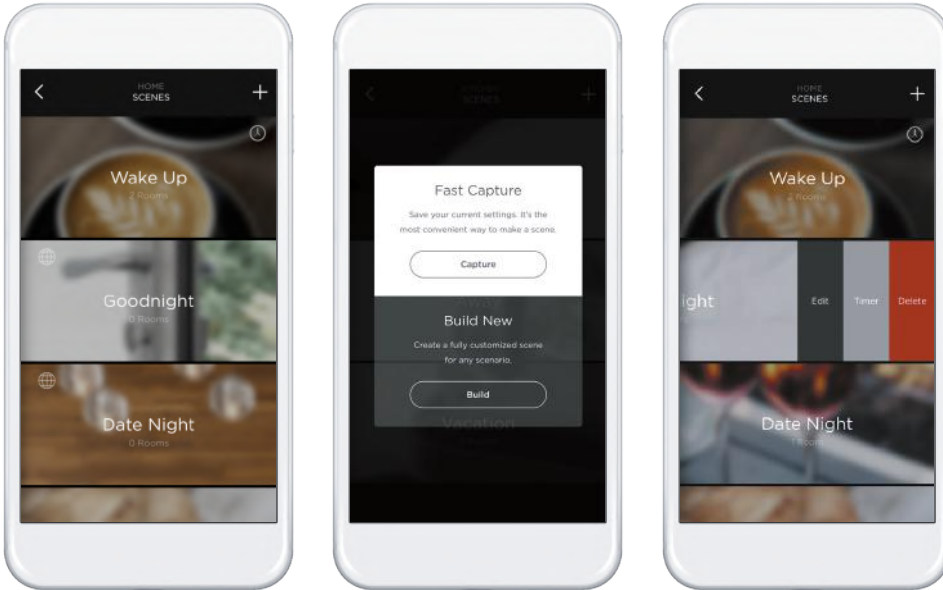
Home View



Room View

SAVANT SCENES

Capturing, creating, and editing scenes is easier than ever.



Tap the **+** icon to capture or build a scene. Each step has been designed for simplicity.

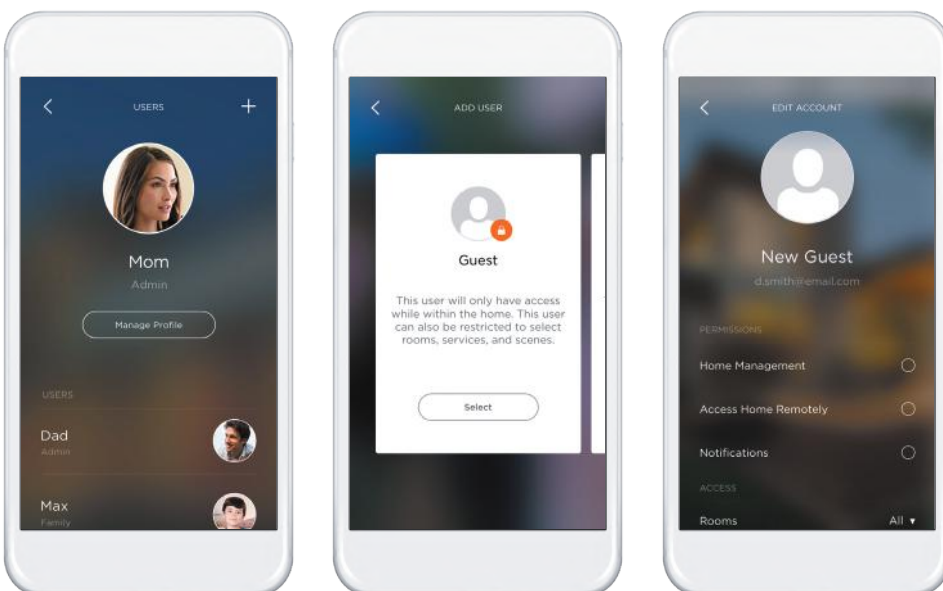
Swipe left on a **Scene** name to edit, set a countdown timer, or delete it.

Scenes can be set as shared or left as personal. Shared scenes are available to all users as well as accessible from in-wall touch screens.

Press and Hold or Force Touch on iOS to reorder scenes.

USER PROFILES

Let everyone in your house enjoy the benefits of Savant.



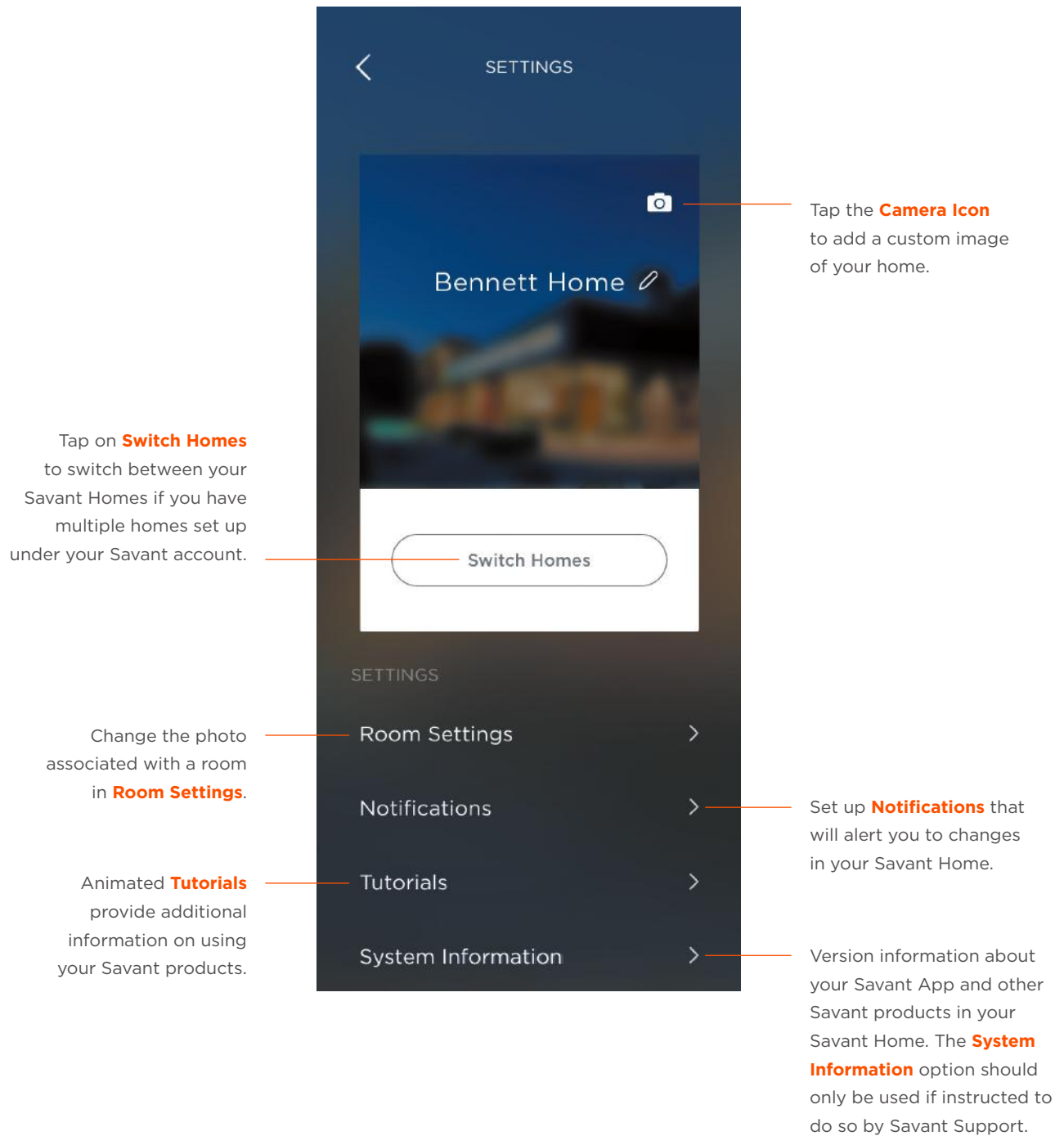
The **Profiles** screen shows a list of who can use your Savant Home.

Add a new profile by tapping the **+** icon and choosing from three different user types.

After inviting someone to your Home, tap on the new user profile to grant permission for **Control** of different rooms, services, or the ability to access your home remotely.

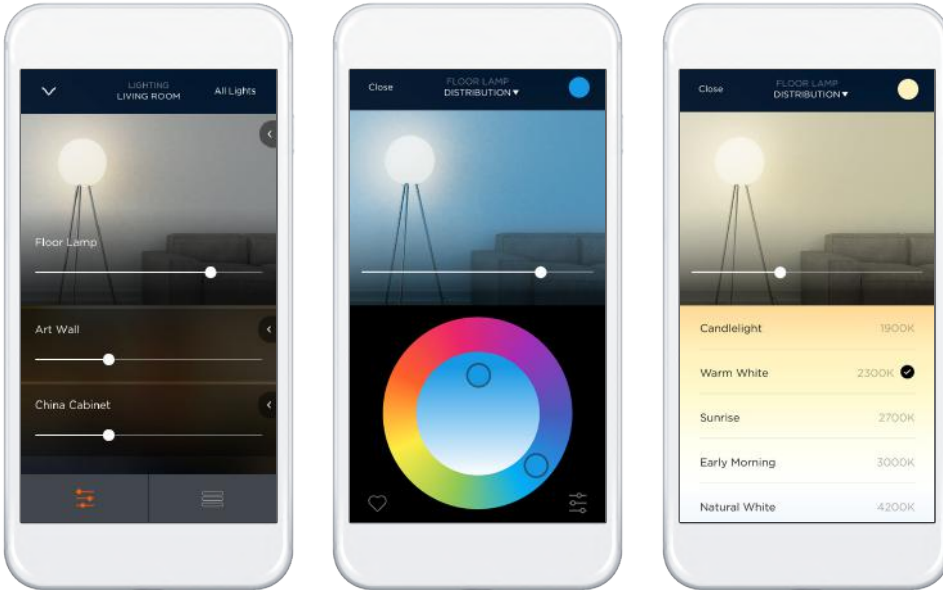
SETTINGS

The Settings screen lets you add photos, create notifications, watch helpful tutorials, and more.



LIGHTING

Lighting control in the Savant Pro 8 App can easily be done by room, or by individual light.



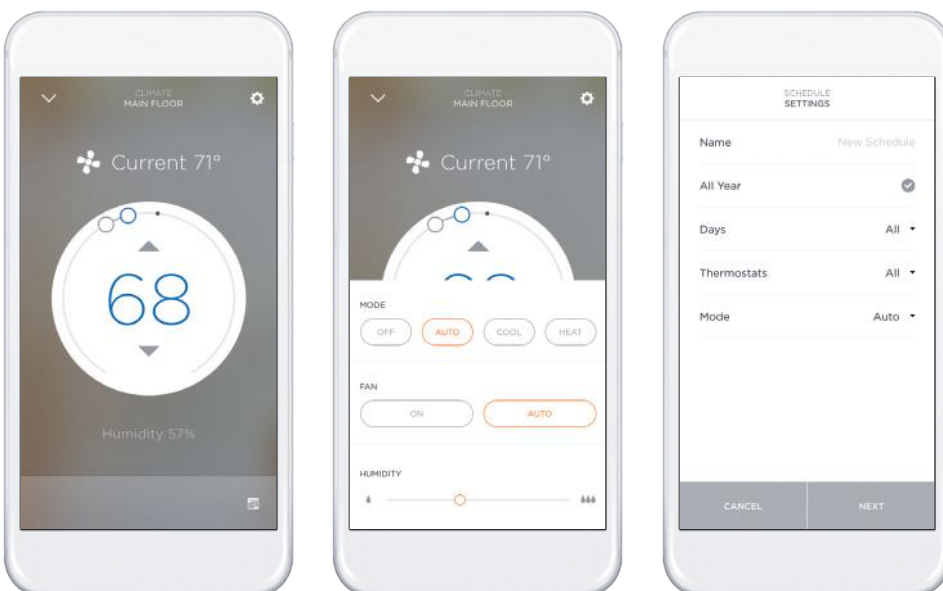
Tap a **Lighting Icon** to bring up convenient, pre-set options that let you control all the lights in a room with a touch.

To adjust individual lights, tap the **Lights** bar at the bottom of the screen and manually dim or brighten the light using the slider.

Choose from millions of colors or pre-set whites that match your circadian rhythm. Take a TruImage photo of your light with your device. At a touch, see the color and brightness simultaneously change in your virtual light and in your real-world fixture.

CLIMATE

Climate control in the Savant Pro 8 App allows for instant control of rooms as well as scheduling.



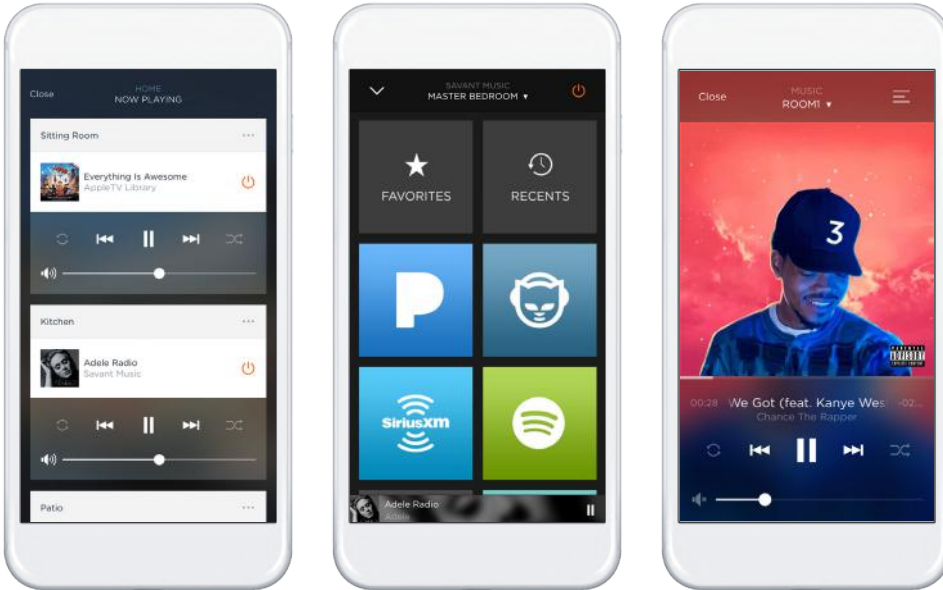
There are three climate modes. In Heat or Cool mode, simply use the sliders or arrows to set the temperature you want. In auto mode, use the sliders to set an appropriate temperature range. Tap the **Settings Icon** to change modes.

Tap the **Calendar Icon** to put your climate on a schedule—your home can start warming every day at 6am, or cool off in the evening.

To temporarily override a schedule, press and hold the climate control circle to bring up a Hold Temperature menu.

ENTERTAINMENT

Savant Pro 8 offers a personalized, easy-to-use entertainment experience.



The **Global Now Playing** screen shows all active audio/video services, and allows you to control the volume in each room.

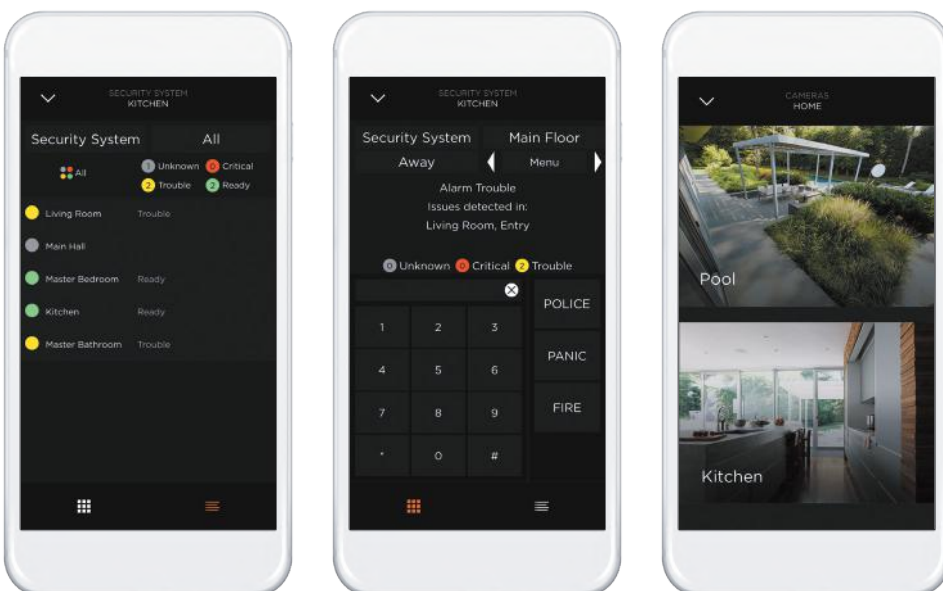
Tapping the **... Icon** on the Global Now Playing screen brings up the **Distribution** screen, which lets you play audio/video in additional rooms.

To see what's playing next or edit the music in your queue, tap the **≡ Icon** on the Now Playing screen.

Press and Hold the power button to setup a sleep timer.

SECURITY

Savant Pro 8 supports most popular security platforms.



The buttons mimic your in-wall keypad so you can set your alarm from anywhere.

See the status of every sensor in your home at a glance.

Security cameras let you keep an eye on things when you're away.

POOL & SPA

Control your pool and spa right from your device.

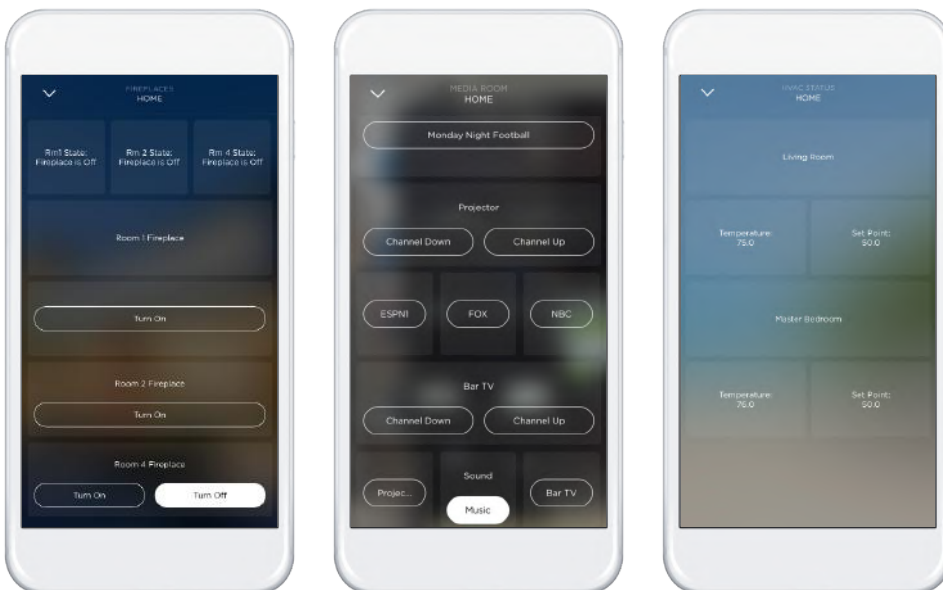


View current temperature and change desired temperature setting for Pools and Spas.

Select **Controls** to adjust other options including pool accent lighting, water jets, and fountains.

CUSTOM SCREENS

Speak to your Integrator about custom screen options.

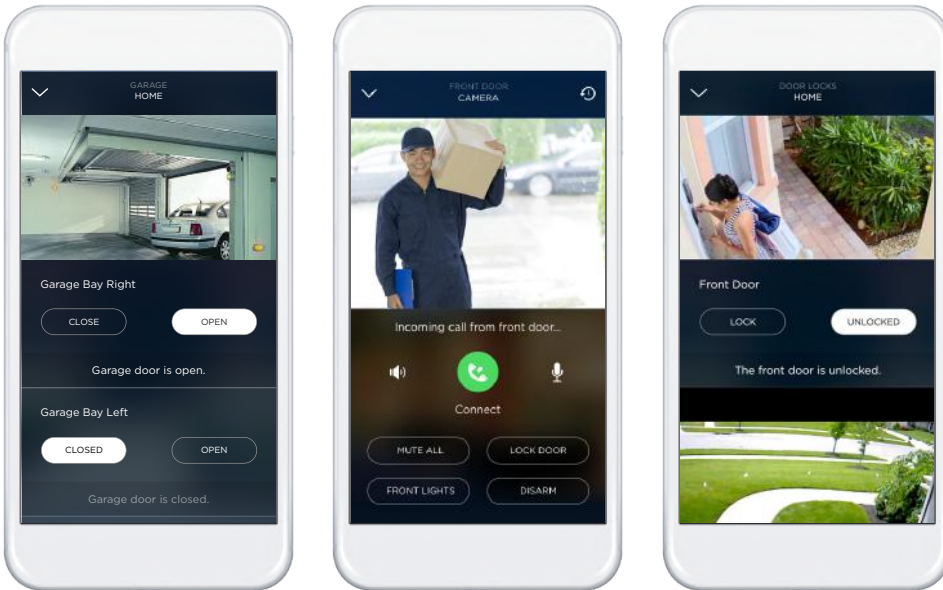


Custom screens can be added to your Savant Pro 8 App by your Authorized Savant Integrator.

Options include buttons for common activities that cannot be created in a Scene or to display status information for devices in your home.

ENTRY ACCESS

Garage and Door entry services are at your fingertips wherever you are.



Garage doors indicate if they are open or closed and show warnings if there are any problems.

Lock and unlock doors and see the status of which doors are locked and which are not at a glance.

View cameras to see who is at the door before you answer.


AMAZON ALEXA

“Alexa, turn on the Room lights.”



You can now use Alexa voice control to activate a Savant Scene for single room or entire home control. In addition you can dynamically control room lights and a suite of entertainment services.

Any Savant Pro system running Savant 8.4 or later can have Alexa voice services added to the system through the Alexa App and any Alexa enabled device.



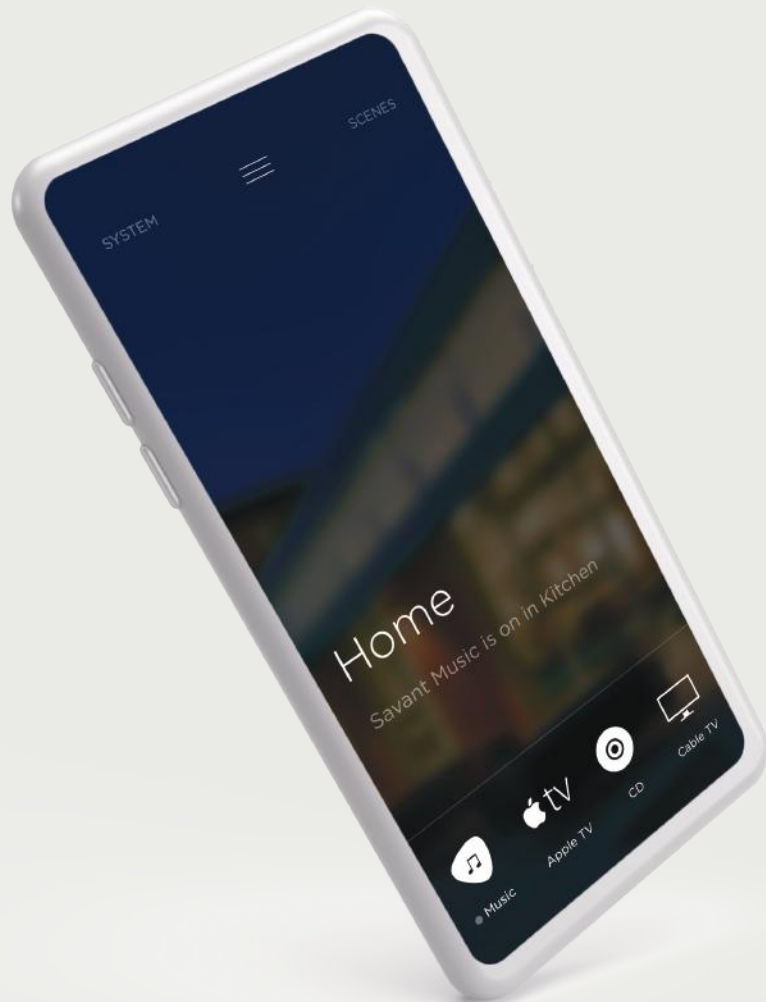
Once you've turned your home into a Savant Home, you'll never want to live any other way.



SAVANT

savant.com

© 2018 Savant Systems, LLC. All rights reserved.



SAVANT PRO APP

At A Glance

SAVANT



The Savant Pro App enables all the features of your Savant Home, with fast access to Rooms, Scenes, Services and much more. This guide will help you understand how to navigate the app, take advantage of new features, and create a personalized experience in your home.

Note: Services available in a Savant Home vary based on what has been quoted and installed by your Savant Authorized Integrator.

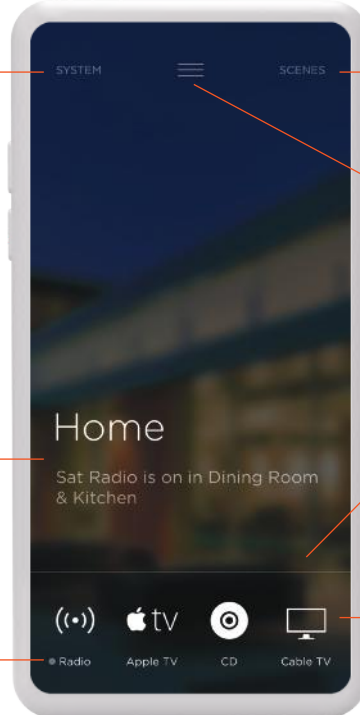
HOME VIEW – MAIN NAVIGATION

The Home View displays an overview of what is happening at home.

Swipe right or tap **System** to get the status of devices within your Savant Home.

To get a closer look at what's **Now Playing** in your home, tap your activity feed.

A service that is active somewhere in the home is indicated by a dot.



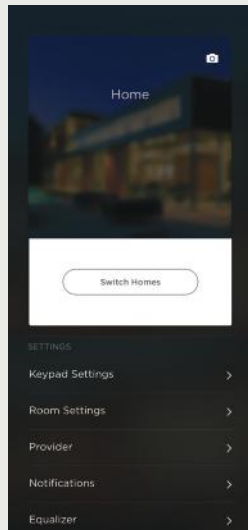
Swipe left or tap here to see all available **Scenes**.

Pull down or tap here for the **Rooms View** to access rooms, profiles, and settings.

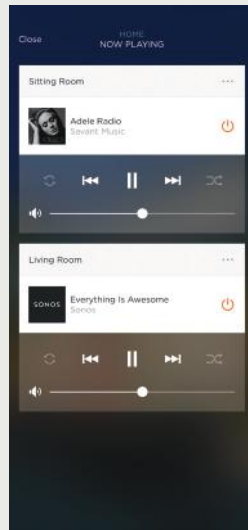
Scroll left or right through the carousel of available services in your Savant Home.

Tap to access all of the options for a service. For quick adjustments press and hold or Force Touch to bring up **Quick Controls**.

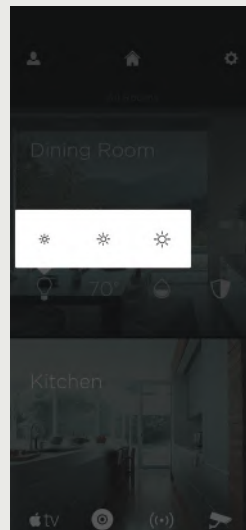
HIGHLIGHTED SCREENS



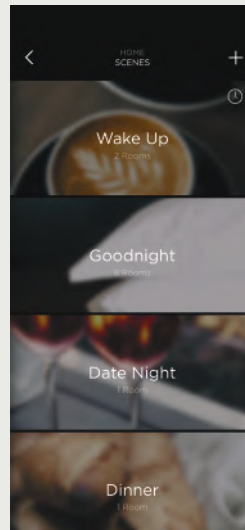
Settings



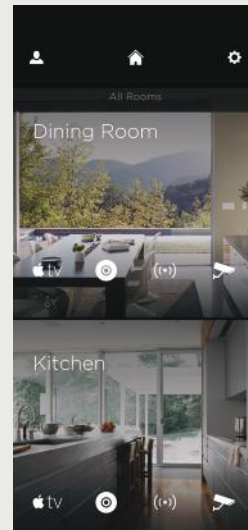
Now Playing



Quick Controls



Scenes

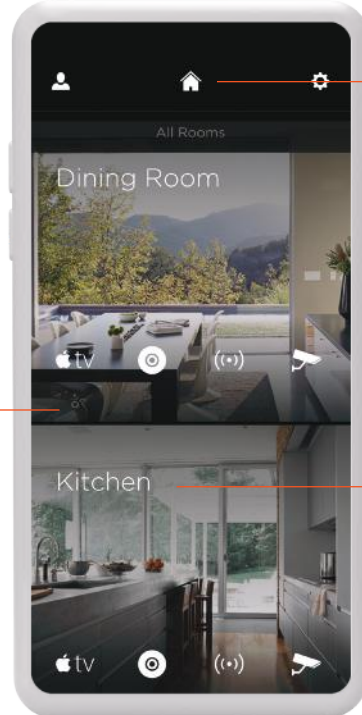


Rooms View

ROOMS VIEW

The Rooms View displays every available service in each room.

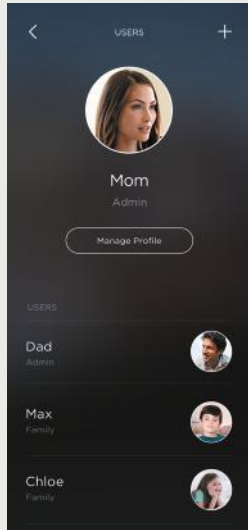
To adjust a service for the room, tap to access all its features, or press and hold the icon to bring up **Quick Controls**.



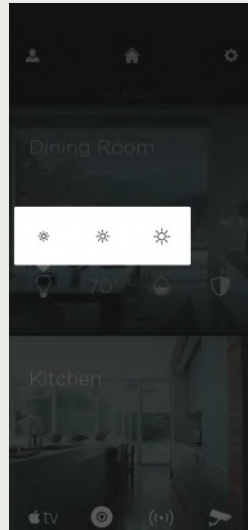
Pull down or tap here to return to the **Home View**.

Tap on a room to display the **Room View**. From there, swipe left or right to see the Scenes and devices associated with that room.

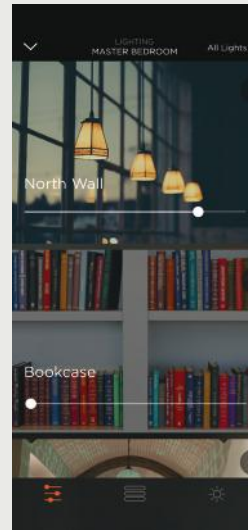
HIGHLIGHTED SCREENS



Profiles



Quick Controls



Service Controls



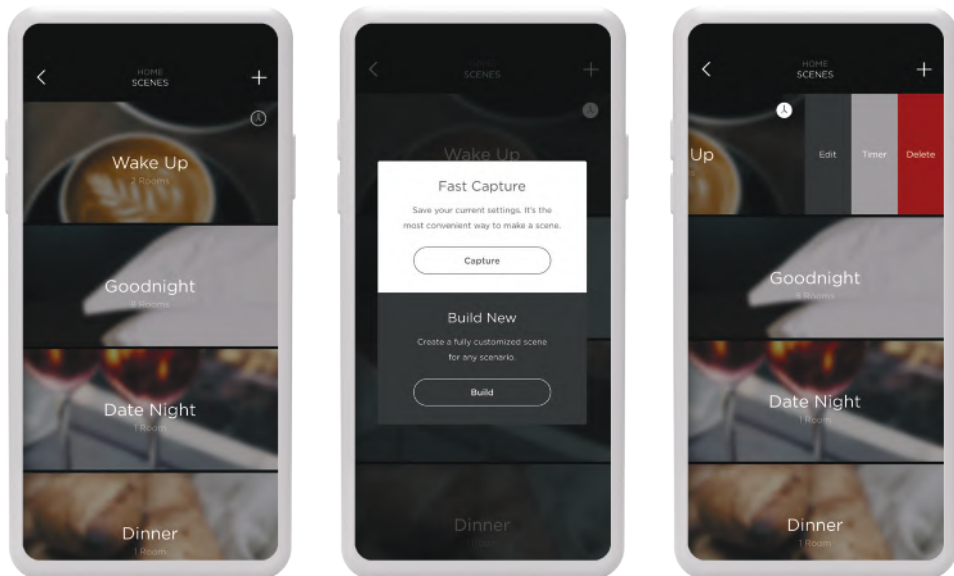
Home View



Room View

SAVANT SCENES

Capturing, creating, and editing Scenes is easier than ever.



Tap the **+** icon to capture or build a Scene. Each step has been designed for simplicity.

Swipe left on a **Scene** name to edit, set a countdown timer, or delete.

Scenes can be set as shared or left as personal. Shared Scenes are available to all users as well as accessible from in-wall touch screens.

Press and Hold or Force Touch on iOS to reorder Scenes.

USER PROFILES

Let everyone in your house enjoy the benefits of Savant.



The **Profiles** screen shows a list of who can use your Savant Home.

Add a new profile by tapping the **+ icon** and choosing from three different user types.

After inviting someone to your Home, tap on the new user profile to grant permission for **Control** of different rooms, services, or the ability to access your home remotely.



SETTINGS

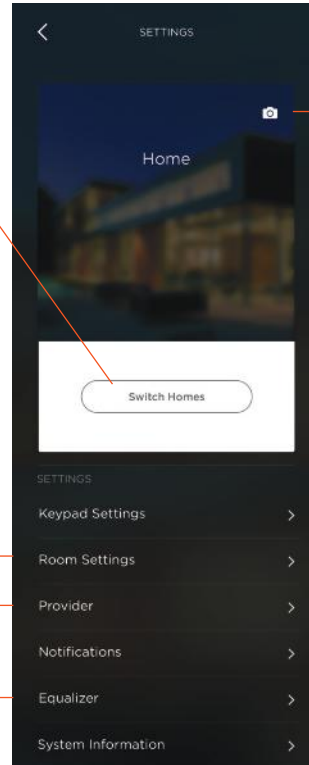
The Settings screen lets you add photos, create notifications, watch helpful tutorials, and more.

Tap on **Switch Homes** to switch between your Savant Homes if you have multiple homes set up under your Savant account.

Change the photo associated with a room in **Room Settings**.

Set your local cable TV **Provider** for channel favorites.

Set the perfect **Equalizer** settings per audio or video service, per room.



Tap the **Camera Icon** to add a custom image of your home.

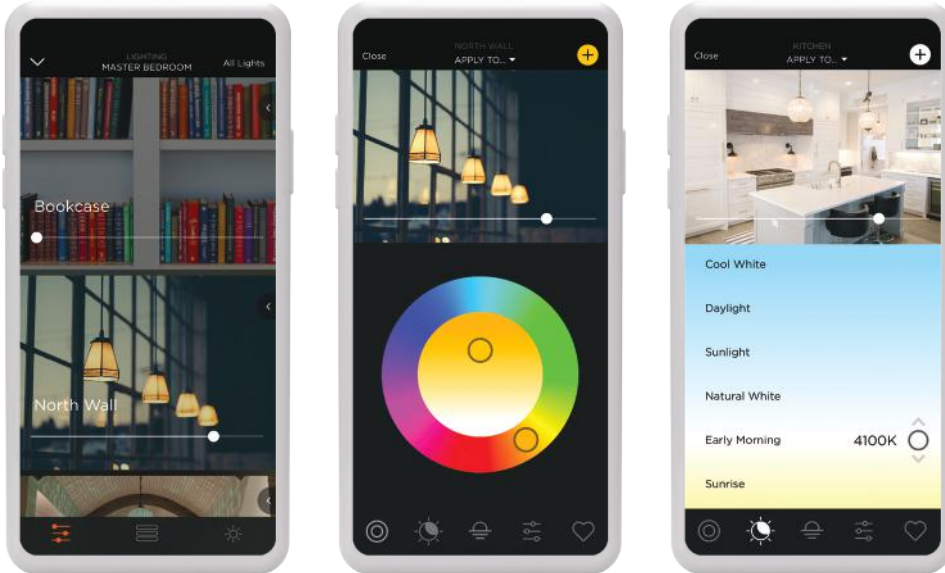
Assign Scenes to keypad buttons in your home.

Set up **Notifications** that will alert you to changes in your Savant Home.

Version information about your Savant App and other Savant products in your Savant Home. The **System Information** option should only be used if instructed to do so by Savant Support.

LIGHTING

Lighting control in the Savant Pro App can easily be done by room, or by individual light.



Tap a **Lighting Icon** to bring up convenient, pre-set options that let you control all the lights in a room with a touch.

To adjust individual lights, tap the **Lights** bar at the bottom of the screen and manually dim or brighten the light using the slider.

Choose from millions of colors or pre-set whites that match your circadian rhythm. Take a Truelmage photo of your light with your device. At a touch, see the color and brightness simultaneously change in your virtual light and in your real-world fixture.

CLIMATE

Climate control in the Savant Pro App allows for instant control of rooms, as well as scheduling.



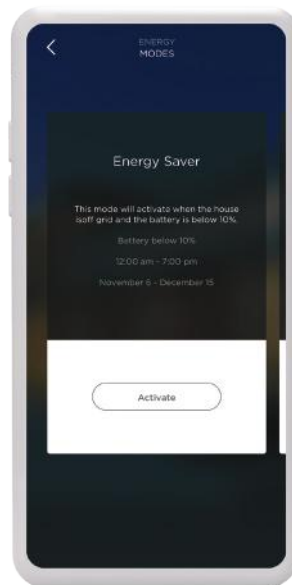
There are three climate modes. In Heat or Cool mode, simply use the sliders or arrows to set the temperature you want. In Auto mode, use the sliders to set an appropriate temperature range. Tap the **Settings Icon** to change modes.

Tap the **Calendar Icon** to put your climate on a schedule—your home can start warming every day at 6am, or cool off in the evening.

To temporarily override a schedule, press and hold the climate control circle to bring up a **Hold Temperature menu**.

ENERGY MONITORING & MANAGEMENT

The Savant Pro App provides real-time, utility grade energy information.

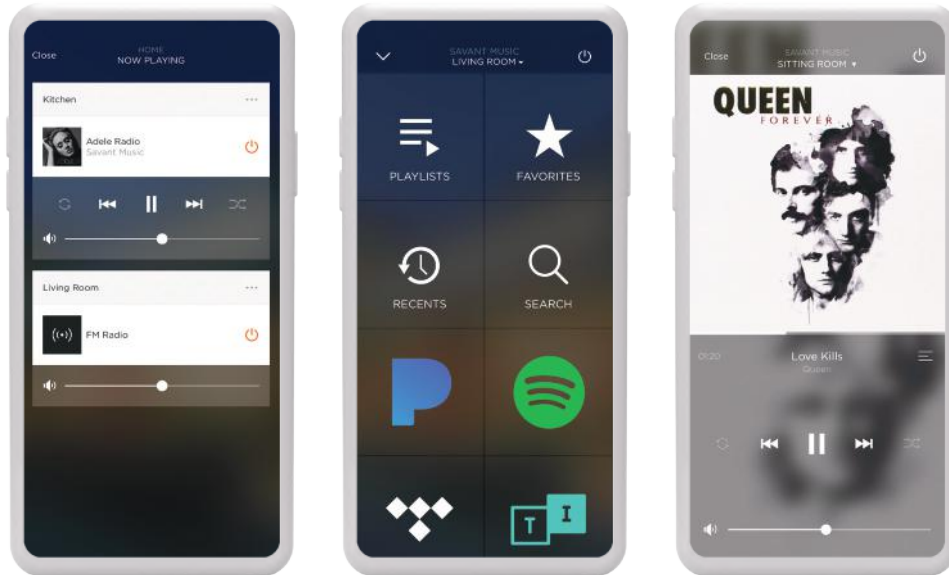


View and monitor energy usage trends, see real-time, utility grade consumption data and activate pre-defined Energy Modes. Energy Modes are like Savant Scenes for energy consumption.

Pair the Savant System with Racepoint Energy Solar Panels and battery storage systems and now you can manage energy generation, storage and consumption.

AUDIO

Savant Pro offers a personalized, easy-to-use entertainment experience.



The **Global Now Playing** screen shows all active audio/video services, and allows you to control the volume in each room.

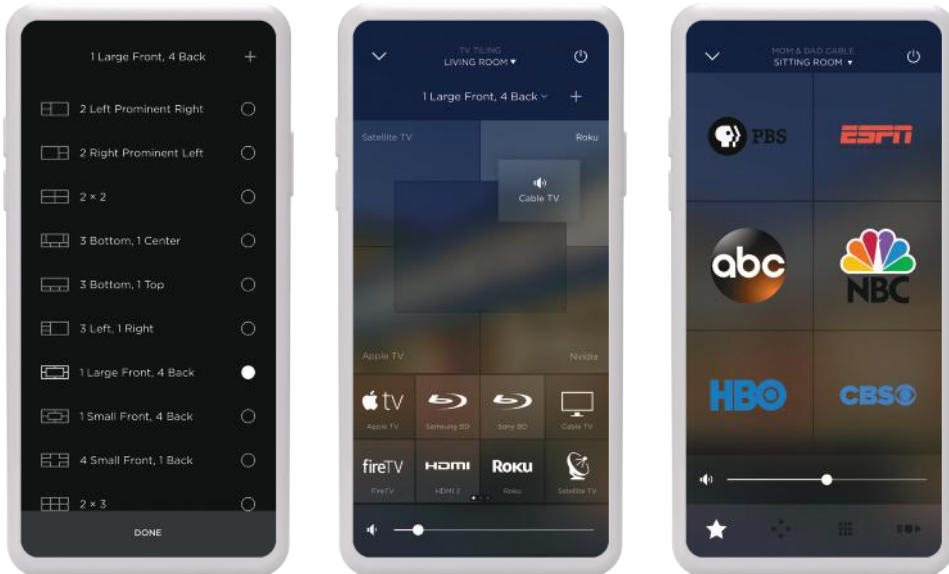
Tapping the **... Icon** on the Global Now Playing screen brings up the **Distribution** screen, which lets you play audio/video in additional rooms.

To see what's playing next or edit the music in your queue, tap the **≡ Icon** on the Now Playing screen.

Press and Hold the power button to setup a sleep timer.

VIDEO TILING

Display multiple sources on one display with Savant IP Video.



Select from **Predefined Layouts**, drag a tile to move views, pinch to expand a particular source, or **Press and Drag** the **Audio Icon** to choose which source should provide sound.

Simply tap on a particular tile to bring up the correct control interface for that source. Savant determines the right controls for that source.

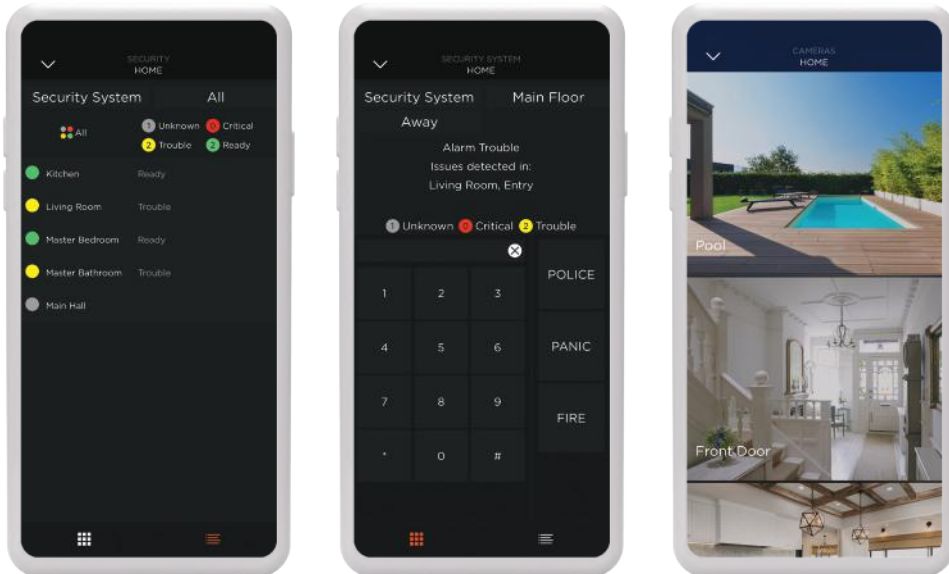
Access all your favorite channels at a touch. Save certain views with predefined layouts, channels + sources. You can also add a Tiling layout to a Savant Scene.

Activate Video Tiling from the convenience of your remote control. With the Savant Pro Remote you can Select from **Predefined Layouts**, change and control the sources, as well as select and move the **Audio Icon** to the source you want to hear.



SECURITY

Savant Pro supports most popular security platforms.



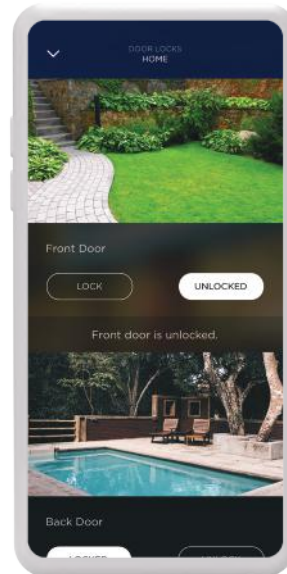
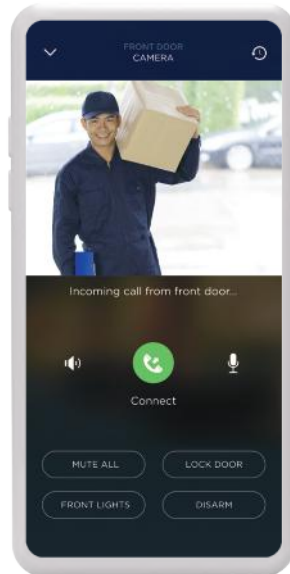
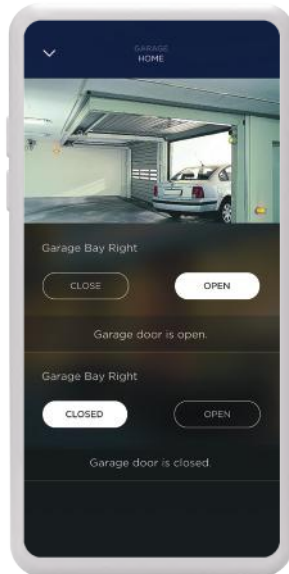
The buttons mimic your in-wall keypad so you can set your alarm from anywhere.

See the status of every sensor in your home at a glance.

Security cameras let you keep an eye on things when you're away.

ENTRY ACCESS

Garage and Door entry services are at your fingertips wherever you are.



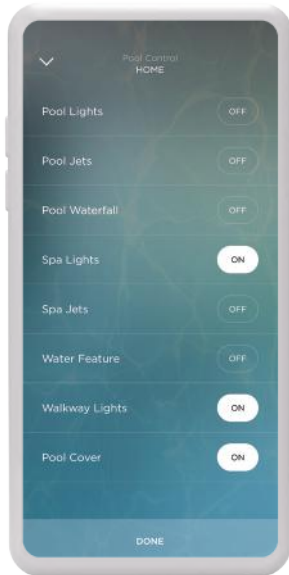
Garage doors indicate if they are open or closed and show warnings if there are any problems.

Lock and unlock doors and see the status of which doors are locked and which are not at a glance.

View cameras to see who is at the door, even if you are away from home.

POOL & SPA

Control your pool and spa right from your device.

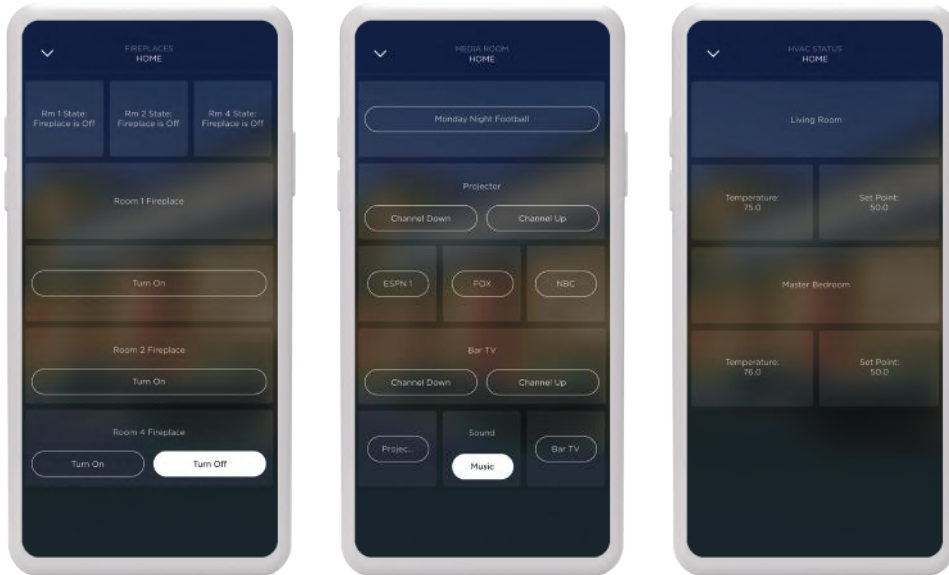


View current temperature and change desired temperature setting for Pools and Spas.

Select **Controls** to adjust other options including pool accent lighting, water jets, and fountains.

CUSTOM SCREENS

Speak to your Integrator about custom screen options.



Custom screens can be added to your Savant Pro App by your Authorized Savant Integrator.

Options include buttons for common activities that cannot be created in a Scene or to display status information for devices in your home.




VOICE CONTROL

“Hey Siri, watch Game of Thrones.”

You can use voice control to activate your Savant System. Choose from the security of user-activated voice functionality with the Savant Pro Remote and advanced Siri integration or add Google or Amazon Alexa voice control throughout the house to activate a Savant Scene without having to find the remote.

Any Savant Pro Remote can utilize built-in Savant voice mode, or set up integration with Siri, Apple's intelligent voice assistant with a Wi-Fi Savant Pro Remote on any system running Savant 9.1 or later.

Any Savant Pro system running Savant 8.4 or later can have Google or Alexa voice services added to the system. Use the Alexa App, Google Home or Google Assistant Apps to activate. Visit savant.com for more details.



Once you've turned your home into a Savant Home,
you'll never want to live any other way.

SAVANT

savant.com

© 2019 Savant Systems, LLC. All rights reserved.

SAVANT PRO AUDIO 4

Press Play on A Scalable, All-In-One Audio Solution



KEY FEATURES

THE TOTAL AUDIO PACKAGE

The Pro Audio 4 features built-in amplification, audio distribution, control ports, Airplay, and a Savant Music streamer for complete audio immersion.

MUSIC IN EVERY ROOM

The Pro Audio 4 provides six zones of high-quality audio that syncs automatically between rooms, so you never miss a note. Play it all, straight from the Savant Pro App or your Pro Remote.

STREAM FREELY

The Pro Audio 4 includes a single stream of Savant Music, with support for an additional stream through the Savant Smart Host, so you can personalize the music in any room.

EXPAND YOUR REACH

Connect up to three Pro Audio 4 units to get 18 distinct audio zones (12 amplified, 6 pre-amp) and three Savant Music streams, and add even more rooms to your musical range.

AUDIOPHILE APPROVED

Your music comes in with perfect clarity. The high-quality 50 watt amplifier, with integrated audio processing, gives you four stereo zones of unmatched, immersive fidelity.

EASY INSTALLATION

With rack, structured media, and credenza mounting options, the Pro Audio 4 can adapt to most spaces, making it simple to install anywhere.

SPECIFICATIONS

ENVIRONMENTAL

Temperature	32° to 104° F (0° to 40° C)
Humidity	10% to 80% (non-condensing)
Maximum BTU	750 BTU/HR

POWER

Input Power	100/240V AC (50/60 Hz) 2.7A
Maximum Power	225W

MINIMUM SUPPORTED RELEASE

Savant OS: da Vinci 8.2
Requires pairing with a Savant Smart Host or Pro Host

INPUTS & OUTPUTS

Inputs	2 analog stereo, 2 optical digital
Outputs	4 amplified stereo zones, 1 analog stereo, 1 optical digital
Control Ports	4 IR, 2 RS-232
Streaming	Airplay, Savant Music (Pandora, Spotify, TuneIn, and much more)

DIMENSIONS

Height	3.03 in (7.7 cm)
Width	12 in (30.5 cm)
Depth	14.17 in (36.0 cm)
Weight	10.6 lb (4.81 kg)
Rack Space	2U

OPERATING PARAMETERS

Rated Power (Speaker Output)	50 WPC at 8 ohms (THD+N < 0.1%) 70 WPC at 8 ohms (THD+N < 1.0%)
Frequency Response	20 Hz – 20 kHz +/- 0.5 dB, speaker output
Signal-to-Noise Ratio (SNR)	>95 dB, speaker output
Supported Digital Input Formats	44.1 kHz / 48 kHz / 96 kHz at 16-bit / 20-bit / 24-bit resolution

SCALABILITY

Connect up to 3 units using AVB compliant switching
Enable 18 zones of distributed audio (12 amplified, 6 pre-amp)

SAVANT PRO REMOTE

Direct Your Home From Your Favorite Seat



SAVANT

savant.com

© 2018 Savant Systems, LLC. All rights reserved.

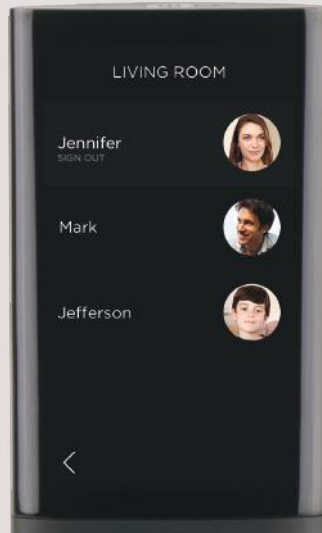
SUPERIOR HOME CONTROL AND ENTERTAINMENT

The Savant Pro Remote gives you control of all your entertainment and works with your integrated climate, lighting, and more.



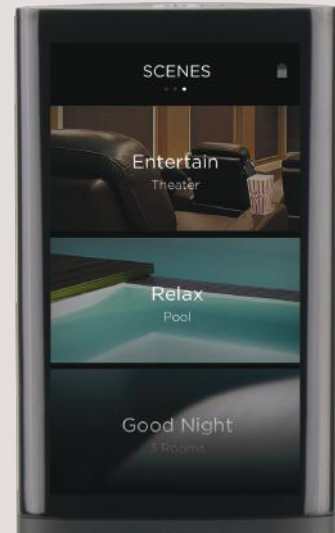
VOICE COMMANDS KEEP IT SIMPLE

Simply press and hold the microphone button to activate voice control and say "FOOD NETWORK," "LIGHTS ON," or "WARMER."



ENTERTAINMENT ALL YOUR OWN

Individual profiles give everyone in the family their own personal remote, with everything they love just a tap or voice command away.



CREATE AMBIANCE IN AN INSTANT

Use the Remote to activate a personalized scene like "Movie Night" or capture a relaxing atmosphere you can recall anytime you like.

FEATURES

PRO REMOTE SINGLE ROOM

PRO REMOTE MULTI-ROOM

Model Number	REM-1000*	REM-2000*
Whole House, Multi-room Control		•
Single Room Control	•	•
High-Resolution Color Touchscreen	•	•
Battery Life Under Average Use	5 Days	3 Days
Environmental Controls (Lights, Shades, Climate)	•	•
Control of Door Locks, Garage Doors, Relay Devices	•	•
Channel Favorites	•	•
Scenes - Capture and Activate	•	•
Voice Control of Favorites, Services, & Scenes	•	•
Multi-Zone Entertainment Distribution	•	•
Sleep Timer	•	•
Custom Commands	•	•
IR Blasting via Charging Base	•	
Requires Blueprint Configuration	•	
Provisioned to Wi-Fi via SmartConnect App	•	
Provisioned to Wi-Fi via Remote		•
Requires Connection to the Remote Base	•	
2.4GHz Wi-Fi Support	•	•
5GHz Wi-Fi Support		•

*International versions available.

SAVANT SHADES PRODUCT GUIDE

Savant Shades | Design by J Geiger



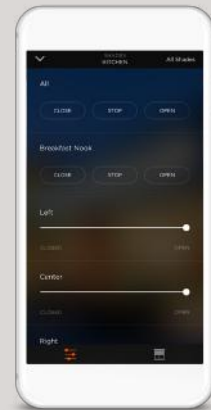
SAVANT

savant.com

© 2018 Savant Systems, LLC. All rights reserved.

SAVANT CONTROL

Control your shades from anywhere with quick access at just the level you need. Open or close all shades in a project, a single room, or a single shade using Savant controls. Schedule shades to open at a specific time of day or based on the position of the sun.



SHADES ON EVERY INTERFACE

Savant provides multiple options to make your shades easy to use. Simply use your mobile device, a touch screen remote, in-wall keypads and touchscreens, or your voice to set them just the way you want.

LUXURY DESIGN

Savant is proud to offer the design-forward, facia-free look pioneered by J Geiger Shading.



SAVANT FABRICS

Savant has teamed up with the leading brands in window treatment fabrics, Mermet and Vertilux, to provide you with hundreds of choices to meet your shading needs.

Sheer

Sheer fabric diffuses light and provides a view even when the shades are closed. Sheer fabrics are available with various levels of visibility and are ideal for rooms where, Light control and glare protection are required, but complete privacy is not.

Translucent

Translucent fabric offers greater levels for privacy while still allowing sunlight into the room. Translucent fabrics are ideal for areas needing ambient light while requiring privacy and extra UV protection.

Blackout

Blackout fabric provides total light blockage and privacy. These opaque fabrics block all light from entering the room and can assist in reducing heat gain from direct sunlight.

The following fabric lines are available, each with multiple options for color and transparency allowing for hundreds of choices:

Sheer

Vertilux, Solar Screen 320 Standard Fabric	Vertilux, Rome Standard Fabric	Mermet, DecoScreen Deluxe Fabric
Mermet, E-Screen Deluxe Fabric	Mermet, M-Screen Deluxe Fabric	Mermet, Natte Deluxe Fabric
Vertilux, Polyscreen Vision Crystal Deluxe Fabric	Vertilux, Polyscreen Vision 310 Silken Deluxe Fabric	Vertilux, Polyscreen Vision 314 Deluxe Fabric
Vertilux, Polyscreen Vision 350 Deluxe Fabric	Vertilux, Polyscreen Vision 351 Deluxe Fabric	Vertilux, Polyscreen Vision 365 Deluxe Fabric
Vertilux, Polyscreen Vision 403 Deluxe Fabric	Vertilux, Polyscreen Vision 550 Deluxe Fabric	Vertilux, Polyscreen Vision 650 Deluxe Fabric
Vertilux, Polyscreen Vision Ensenada Deluxe Fabric	Mermet, T-Screen Naturals Deluxe Fabric	Vertilux, Vision 597 Deluxe Fabric
Vertilux, Constellation Premier Fabric	Mermet, Green Screen Revive Premier Fabric	Mermet E-Sceen with Kool Black Premier Fabric
Vertilux, Polyscreen Vision Designer Premier Fabric	Vertilux, Polyscreen Vision Spice Premier Fabric	Mermet, Satine Premier Fabric
Vertilux, Sonata Premier Fabric	Mermet, T-Screen with Kool Black Premier Fabric	Vertilux, Vision Calico 550 Premier Fabric

Translucent

Vertilux, Amalfi Standard Fabric	Vertilux, Bimini Standard Fabric	Vertilux, Linen Standard Fabric
Vertilux, Shantung Standard Fabric	Vertilux, South Beach Standard Fabric	Vertilux, Kenya Deluxe Fabric
Vertilux, Planet FR Deluxe Fabric	Vertilux, Bambo Bright Premier Fabric	Vertilux, Bliss Premier Fabric
Vertilux, Miami Spice Premier Fabric	Vertilux, Oda Premier Fabric	Vertilux, Silk Romance Premier Fabric

Blackout

Vertilux, South Beach Blackout Deluxe Fabric	Vertilux, Nolite Deluxe Fabric	Vertilux, South Beach Blackout Duplex Deluxe Fabric
---	-----------------------------------	--

SAVANT CHOICE FABRICS

In addition to the hundreds of fabric choices, Savant keeps 21 of our most popular fabrics stocked and available to cut to your size specification. These Savant Choice fabrics can be custom finished and delivered in three weeks or less.

SHEER



Desert
Vertilux Rome



Charcoal | Charcoal
Mermet E-Screen
1%, 3%, 5% & 10% Visibility



Charcoal | Grey
Mermet E-Screen
5% Visibility



Charcoal | Grey-Stone
Mermet E-Screen
5% Visibility




White | Pearl
Mermet E-Screen
5% Visibility



White | White
Mermet E-Screen
1%, 3%, 5% & 10% Visibility


TRANSLUCENT



Off White
Vertilux Planet



Stone
Vertilux South Beach



White
Vertilux South Beach

BLACKOUT



Custard
Vertilux Nolite



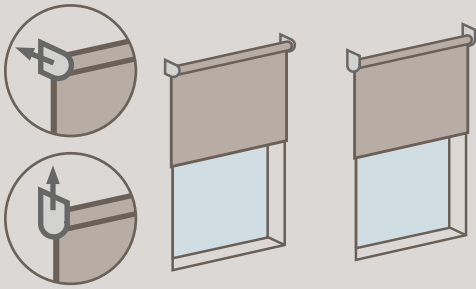
Oyster
Vertilux Nolite



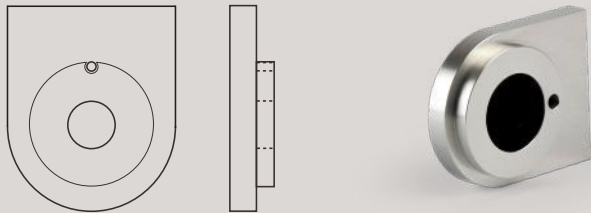
White
Vertilux Nolite



White
Vertilux South Beach

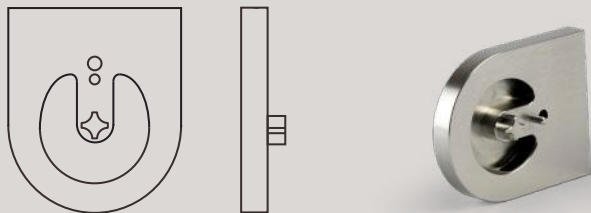


FLOATING/OUTSIDE MOUNT BRACKETS



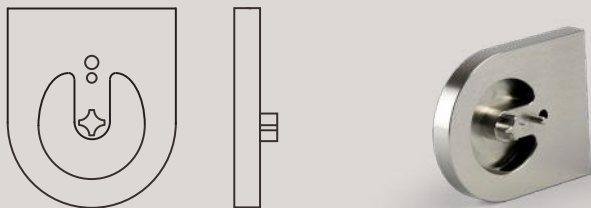
FLOATING/OUTSIDE MOUNT: IDLER SIDE SHA-B3XX

Available in Black, White, Black Aluminum and
Silver Aluminum (shown)



FLOATING/OUTSIDE MOUNT: DRIVE SIDE SHA-B4XX

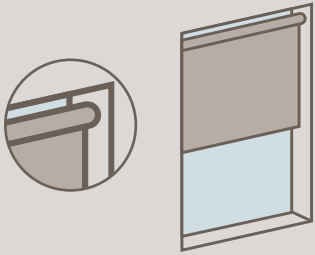
Available in Black, White, Black Aluminum and
Silver Aluminum (shown)




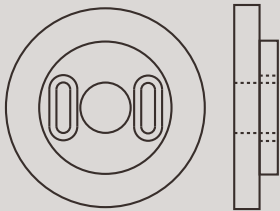
FLOATING/OUTSIDE MOUNT MANUAL: DRIVE SIDE SHA-B4MANUALXX

Available in Black, White, Black Aluminum and
Silver Aluminum (shown)



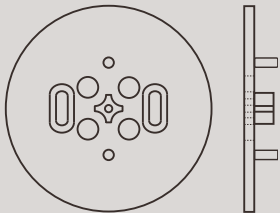


INSIDE/JAMB MOUNT BRACKETS



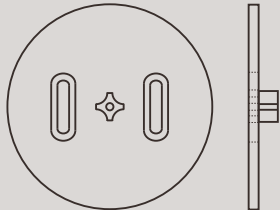
INSIDE/JAMB MOUNT: IDLER SIDE
SHA-B1XX

Available in Black, White, Black Aluminum and Silver Aluminum (shown)




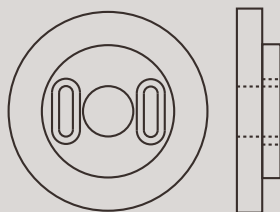
INSIDE/JAMB MOUNT: DRIVE SIDE
SHA-B2XX

Available in Black, White, Black Aluminum and Silver Aluminum (shown)



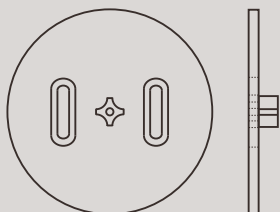
INSIDE/JAMB MOUNT MANUAL: DRIVE SIDE
SHA-B2MANUALXX

Available in Black, White, Black Aluminum and Silver Aluminum (shown)



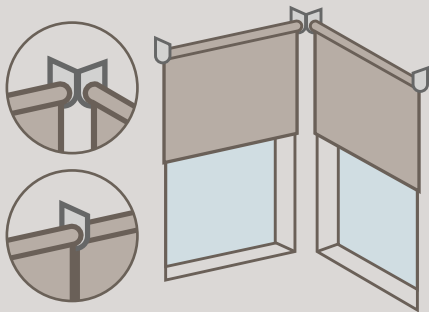
INSIDE/JAMB MOUNT MINI: IDLER SIDE
SHA-B1MINXX

Available in Black, White, Black Aluminum and Silver Aluminum (shown)

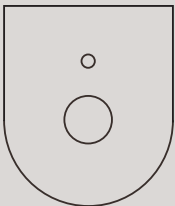


INSIDE/JAMB MOUNT MINI: DRIVE SIDE
SHA-B2MINXX

Available in Black, White, Black Aluminum and Silver Aluminum (shown)

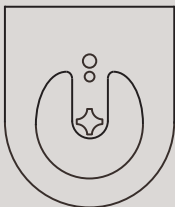


SPECIALTY BRACKETS




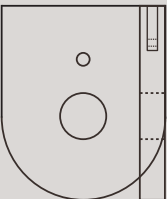
SHADE COUPLER
SHA-B5XX

Available in Black, White, Black Aluminum and Silver Aluminum (shown)



DUAL MOTOR MOUNT
SHA-B6XX

Available in Black Aluminum and Silver Aluminum (shown)



90° ANGLE/CORNER MOUNT
SHA-B7XX & SHA-B8XX

Available in Black Aluminum and Silver Aluminum (shown)

Configurable design

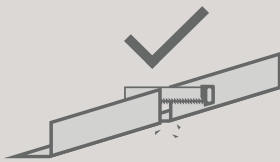


NEGATIVE REVEAL POCKET SYSTEM

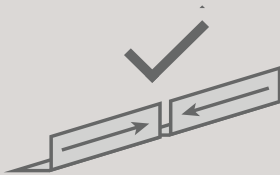


Savant's Negative Reveal Pocket System installs into an existing ceiling pocket and allows for a consistent, clean look and stays that way even when joining different types of materials. Corner molds available for a uniform corner look.

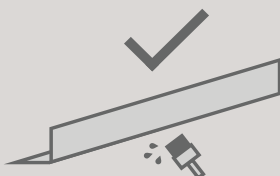
Savant's negative reveal pocketing system is available in 4" and 6" widths and includes basic bracket set.



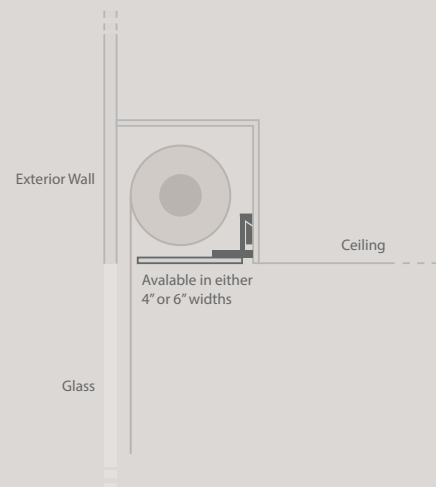
CUT THEM



LINK THEM



PAINT THEM



SHADE CONTROL & CONFIGURATION

POWER

Savant's unique, configurable in-wall power supply allows for a clean, professional installation for jobs of any size. Savant's modular power supply easily scales to power from 5 to 15 shades. For added flexibility Savant also offers a single shade power supply.



CONTROL

With both a Wired and Wireless control option you have install flexibility. The wireless controller provides a small foot print and pass through 24v so it can use the same power as the shade while the wired controller matches the rest of the Savant line for easy install.

MOTORS

Savant has fully integrated the motors and controllers into Blueprint, the tool suite your installers are already familiar with making setup a breeze. Use Blueprint to individually set shade motor speed, “wink” motors for identification, set limits and create groups.

When paired with the Savant Coupler, a single motor can be used to lift up to 140 sq. ft of fabric.

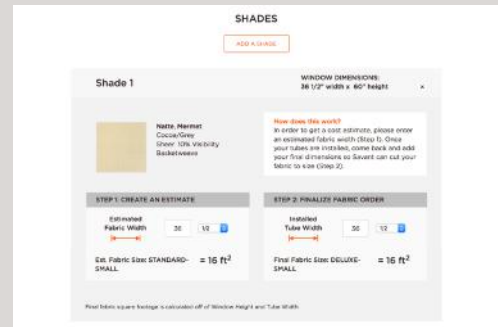


SHADE DESIGN TOOL

Design and quote your next Savant Shade project using the online Shade Designer. Enter your window sizes, pick your bracket styles, choose from hundreds of fabric options and generate an accurate quote for the project.

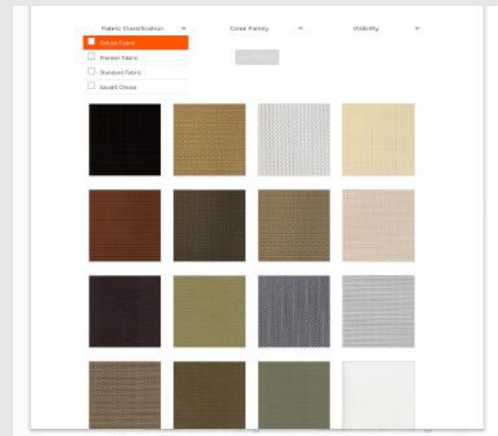
STEP ONE:

Log in to Savant Store and the Create a new Project in the Shade Designer. Enter room names and window measurements to get started.



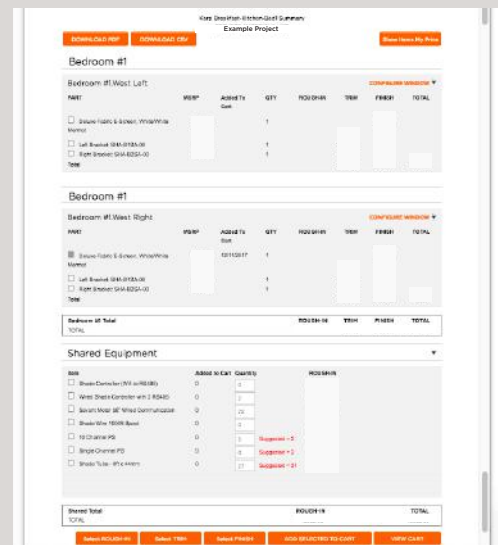
STEP TWO:

Select a fabric option for the entire project or one window at a time. Savant's Fabric Library can be filtered by price, color family and visibility.



STEP THREE:

Use the Project Summary as both a quoting and ordering tools. Items can be added to a cart individually or by installation phase - order all rough-in material at the same time. The project summary will recommend shared equipment quantities that can be adjusted based on what you already have in stock.



SAVANT S2 HOST AND PRO REMOTE

Start a Smarter Home



SAVANT

savant.com

© 2018 Savant Systems, LLC. All rights reserved.

KEY FEATURES

SMARTER HOME

The Savant S2 Host and Pro Remote is the ideal starter kit for a Savant Home and the perfect control and automation solution for home theaters and media rooms.

BLUEPRINT READY

The S2 Host and Pro Remote kit is configured using the power of Savant Blueprint software, allowing for unique modifications such as custom buttons, workflows, service names, and profiles.

FULL CONTROL

The Pro Remote base acts as an omnidirectional IR blaster for full control of IR devices, or add any Savant controller for fully wired or wireless control options.

MAKE IT YOUR OWN

Individual profiles give everyone in the family their own personal remote, with everything they love just a tap or voice command away.

VOICE COMMANDS KEEP IT SIMPLE

The Savant Pro Remote offers state of the art control from your favorite seat using natural language voice commands including “ESPN”, “Apple TV”, “I’m Hot”, “Play Music” and more.

ADD MORE ROOMS

Going far beyond a simple remote, the S2 Host and Pro Remote supports up to six zones of audio, two zones of video and no limits on environmental zones, providing full control of a home using the Savant Pro App and the power of Savant Scenes.

SAVANT PRO APP

Get all the power of the Savant Pro 8 App with features to control your home in one touch. Create and schedule Savant Scenes, edit favorites, or simply control everything.

READY TO GROW

Upgrade to a Smart or Pro Host to grow into a larger smart home system, keep the Pro Remote and all your current settings and scenes.

SPECIFICATIONS

ENVIRONMENTAL

Temperature	32° to 104° F (0° to 40° C)
Humidity	10% to 90% Relative Humidity (noncondensing)

MINIMUM SUPPORTED RELEASE

Savant OS	da Vinci 8.6
-----------	--------------

CONTENTS

Savant S2 Host, Pro Remote and Pro Remote Base

S2 HOST CONNECTIVITY

Wired Ethernet
Wired Control Ports - 6 IR, 2 RS232, 1 Relay, 1 GPIO
Phone or tablet with iOS 10 or later

COMPLIANCE

Safety and Emissions	FCC Part 15 CE C-Tick ICES-003
----------------------	--------------------------------------